



FOUR CORNERS REGIONAL AIRPORT

800 Municipal Drive • Farmington, NM 87401-2663

505-599-1394 • FAX 505-599-1397 • www.fmtn.org

AGENDA

City of Farmington Airport Advisory Commission

January 14, 2020



AIRPORT DIVISION; GENERAL SERVICES DEPARTMENT

A G E N D A

Airport Advisory Commission
Executive Conference Room
800 Municipal Drive
January 14, 2020 at 4:00 p.m.

ITEM		PAGE
1.	Call Meeting to Order	
2.	Approval of Agenda for January 14, 2020	1
3.	Approval of Minutes from the December 10, 2019 Airport Advisory Commission Meeting	2
4.	Operations Report	5
5.	Business from: Chairman Members Staff Floor	
6.	Adjournment	

For information regarding any item scheduled on this Agenda, please contact the Airport Manager's Office at (505) 599-1394.

ATTENTION PERSONS WITH DISABILITIES: The meeting room and facilities are fully accessible to persons with mobility disabilities. If you plan to attend the meeting and will need an auxiliary aid or service, please contact the City Clerk's Office at 599-1106 or 599-1101 prior to the meeting so that arrangements can be made.

M I N U T E S
AIRPORT ADVISORY COMMISSION
December 10, 2019

The Airport Advisory Commission of the City of Farmington met on Tuesday, December 10, 2019, at 4:00 p.m., in the City of Farmington Executive Conference Room, 800 Municipal Drive, Farmington, New Mexico.

Members Present: Johnny Arrington, Pro-Tem
Mark Gordon
Theresa Pacheco
Jon Rudolf, Alternate

Members Absent: Richard Neely, Chairman
Richard Roderick

Staff Present: Mike Lewis, Airport Manager
Jody Carman, Administrative Aide

Others Present: Felicia Bekis, Atlantic Aviation
Marieanna Yazzie, Atlantic Aviation
Bruce Henry, Airport Tenant

Call to Order

The AAC meeting was called to order at 4:02 p.m. by Pro-Tem Johnny Arrington, there being a quorum present the following proceedings were duly had and taken.

Approval of the December 10, 2019 Agenda

Pro-Tem Johnny Arrington asked for a motion to approve the agenda for December 12, 2019. He asked if anyone had changes or wanted a discussion. A motion was made by Mark Gordon and seconded by Theresa Pacheco to approve the agenda for December 10, 2019 and passed unanimously by a vote of 4-0.

Approval of the Minutes from the November 12, 2019, Regular Meeting of the AAC

Pro-Tem Johnny Arrington asked for a motion to approve the minutes from November 12, 2019. He asked if anyone had any changes or wanted a discussion. A motion was made by Theresa Pacheco and seconded by Jon Rudolf to approve the minutes of the November 12, 2019 regular meeting of the Airport Advisory Commission and passed unanimously by a vote of 4-0.

Operations Report

Mike Lewis presented the statistics as they appear in the agenda. Additionally Mike noted air traffic numbers were down a little for the month, Atlantic fuel prices are competitive, No Worries and car rental agencies are down a little from the previous month. Four Corners Regional Airport is hoping for a bright future when commercial air service starts. There was a short discussion regarding how things will change when the airport commences commercial air service.

Additional Operations Information

Mike Lewis reported on additional operational items not listed in the agenda.

- 1) Mike Lewis is working with George Riley to come to agreeable contract terms for Hangar-9.

- 2) Currently, there is a good amount of time spent on the airfield due to construction. Construction will break until April 1, 2020 due to weather conditions. New runway 5-23 lights will be installed next week and be completed a week from that time which will enable the re-opening of runway 5-23. The runway paint is fresh. We will paint over one more time in the spring. There was a short discussion regarding the re-opening of runway 5-23.
- 3) Mike got a notification regarding FAA eliminating a few approaches across the country. Mike wrote a letter to the FAA explaining why Four Corners Airport cannot and should not drop any approaches. If that strategy does not work, he will research what will be needed to keep dropped approaches from happening at Four Corners Regional Airport.
- 4) Mike Lewis mentioned construction delay is due to moisture freezing in the soil. There was a short discussion regarding how this schedule change would not actually impact future plans for commercial air service. Mike Lewis added SkyWest will need to write a letter of intention in order for FAA to grant CII status. There was a short discussion regarding size and type of planes SkyWest uses and the hope commercial air service will start late spring, or latest, early fall.
- 5) Mike Lewis is working with NMDOT to secure funding to complete a study for airport terminal reconfiguration. This would entail how to secure the waiting and security area, at Four Corners Regional Airport terminal space, efficiently for 50 travelers. There was a short discussion regarding how the terminal accommodated that many travelers in the past and what sort of requirements were needed regarding waiting area and TSA space. Mike responded perhaps some reconstruction could be completed on the west end and/or possibly north areas of the terminal. It was speculated TSA security equipment could be moved to where Enterprise concessions had been located. There was also discussion regarding whether the city would complete reconstruction or if this would be a bidding process project. Those decisions have not yet been determined. Mike is coordinating efforts with NMDOT for possible funding of the actual terminal reconfiguration in addition to the study. He noted FAA or SCASDP funds may not be accessed for this project.
- 6) Once again the airport CIP Plan has been readjusted for projects through 2025. CII designation requires more space between taxiways and runways. Mike explained some of the mechanics behind what needs to actually happen with reconfiguration of the taxiways. He noted the airport can still operate as CII for 5 years with a Mod to Standard (waiver) for Taxiway B. The taxiways will be allowed to open and close with air traffic flow for five (5) years before actual reconfiguration is required. Looking at where the most upgrades are needed, is Taxiway A. Mike explained a little more about reconfiguration, different taxiway angles, and how the construction process will be executed in sections, so the airport can stay open for operations. Mike will present an updated CIP at the next AAC meeting. Mike also explained about the testing and cost needed to test the foam process in the ARFF truck. The current material is not environmentally sound, so we are looking at alternative safe, toxic free testing and product. New technology will be available in a few years, so Mike is exploring creative ways to cost effectively keep the foam testing process current.
- 7) Mike Lewis promised he would keep the commission informed as future airport plans unfold, hopefully before there were any announcements from the media.
- 8) Mike Lewis announced today would be Johnny Arrington's last AAC meeting after serving three consecutive terms of three years, equaling nine years of service, on the Airport Advisory Commission. Mike and Johnny traded some short stories about past projects, successes, and future endeavors for Four Corners Regional Airport.

Business from the Chairman:

Pro-Tem Johnny Arrington said he had no business, questions, or comments at this time.

Business from the Members:

Pro-Tem Johnny Arrington asked if there were any more questions from the members. There were no questions or comments.

Business from the Staff:

Pro-Tem Johnny Arrington asked if there were any more questions from staff. There were no questions or comments.

Business from the Floor:

Pro-Tem Johnny Arrington asked if anyone from the floor had something to say. There were no questions or comments.

There being no further business to come before the Commission, the November 12, 2019 meeting was adjourned by Pro-Tem Johnny Arrington, the motion was made by Theresa Pacheco and seconded by Jon Rudolph at 4:35 p.m.

Richard Neely – Chairman

Jody Carman – Administrative Aide

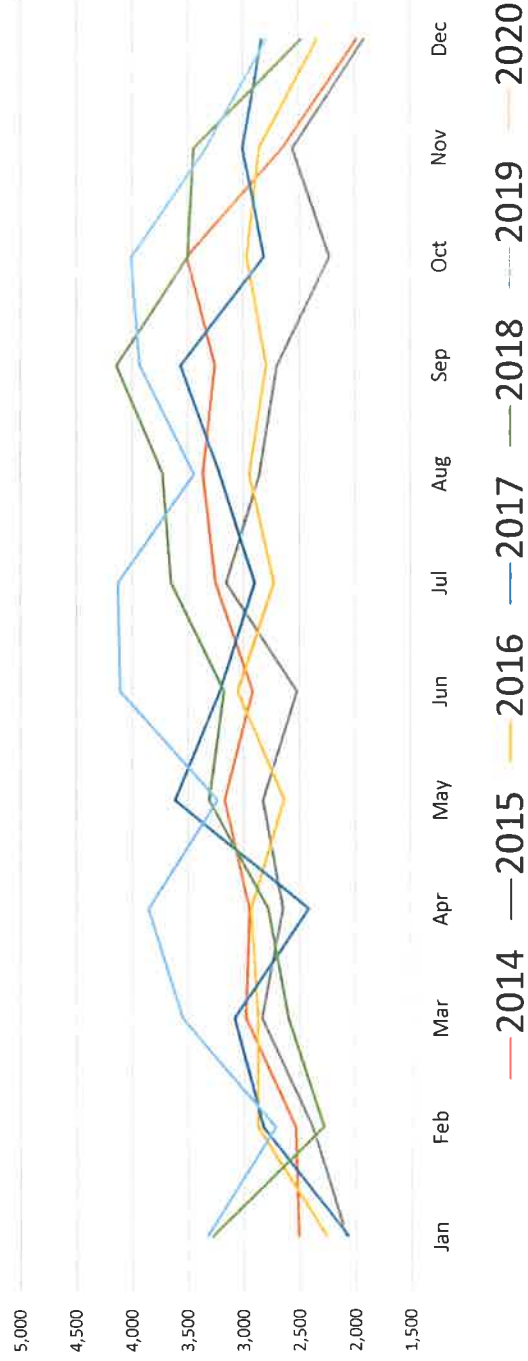
OPERATIONS REPORT

JANUARY 2020

Air Traffic Operations 2014-2020

	Jan	Feb	Mar	Apr	May	Jun	Jul	Aug	Sep	Oct	Nov	Dec	Total
2014	2,505	2,531	2,974	2,942	3,164	2,911	3,241	3,354	3,244	3,500	2,638	1,973	34,977
2015	2,086	2,387	2,837	2,651	2,826	2,522	3,154	2,855	2,698	2,230	2,559	1,919	30,724
2016	2,256	2,868	2,868	2,930	2,632	3,046	2,721	2,941	2,786	2,960	2,849	2,330	33,187
2017	2,062	2,821	3,077	2,414	3,613	3,207	2,895	3,207	3,561	2,810	3,000	2,830	35,497
2018	3,273	2,280	2,599	2,779	3,304	3,169	3,646	3,724	4,137	3,495	3,439	2,479	38,324
2019	3,319	2,711	3,544	3,852	3,228	4,103	4,124	3,440	3,928	4,005	3,329	2,789	42,372
2020													0

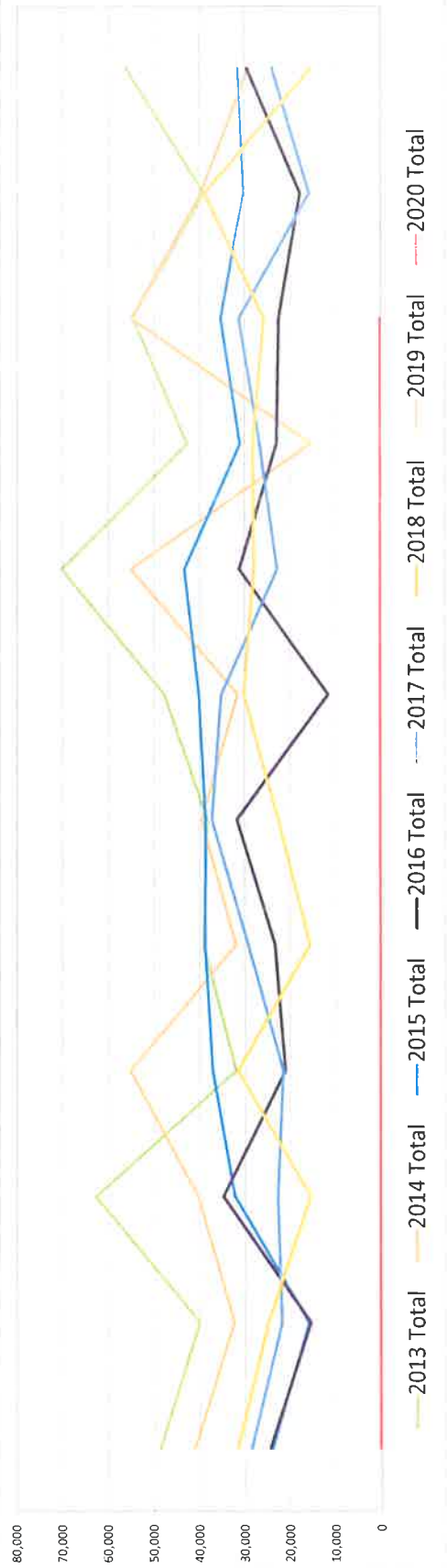
Air Traffic Operations Trend



Monthly Fuel Flowage Report (Gallons)


	January	February	March	April	May	June	July	August	September	October	November	December	Total Yearly Fuel
2013 AVGGas	0	8,004	0	8,330	3,942	0	8,317	8,284	12,034	0	8,081	8,522	65,514
2013 Jet A	48,574	31,912	62,701	23,571	35,093	38,154	39,334	61,966	30,592	54,542	30,769	47,582	504,790
2013 Total	48,574	39,916	62,701	31,901	39,036	38,154	47,651	70,252	42,626	54,542	38,650	56,104	570,304
2014 AVGGas	8,616	0	0	8,235	8,334	0	0	8,050	0	8,183	8,278	8,511	58,207
2014 Jet A	32,360	32,272	40,234	46,879	23,529	39,471	31,479	46,946	15,407	46,535	31,279	20,577	406,968
2014 Total	40,976	32,272	40,234	55,114	31,863	39,471	31,479	54,996	15,407	54,718	39,557	29,088	465,175
2015 AVGGas	0	0	7,994	5,134	7,883	7,987	8,501	11,901	0	11,733	0	0	61,133
2015 Jet A	23,828	15,829	24,165	31,849	30,800	30,570	31,554	31,314	30,997	23,485	30,241	31,430	336,062
2015 Total	23,828	15,829	32,159	36,983	38,683	38,557	40,055	43,215	30,997	35,218	30,241	31,430	397,195
2016 AVGGas	8,531	0	10,952	0	7,820	8,090	3,933	7,838	8,032	0	10,267	8,008	73,471
2016 Jet A	15,806	15,463	23,704	20,994	15,435	23,564	7,717	23,305	14,882	22,391	7,436	21,463	212,160
2016 Total	24,337	15,463	34,656	20,994	23,255	31,664	11,650	31,143	22,914	22,391	17,703	29,471	285,631
2017 AVGGas	8,008	0	0	8,001	8,238	8,044	8,322	0	4,122	8,053	0	8,102	60,890
2017 Jet A	20,457	21,783	22,717	13,439	20,947	29,117	26,813	22,766	22,521	23,148	15,670	15,763	255,141
2017 Total	28,465	21,783	22,717	21,440	29,185	37,161	35,135	22,766	26,643	31,201	15,670	23,865	316,031
2018 AVGGas	8,179	997	0	8,121	7,945	0	7,771	7,962	7,933	3,007	8,145	0	60,060
2018 Jet A	23,382	23,821	15,625	23,408	7,759	22,660	22,373	20,001	20,296	22,679	30,621	15,330	247,955
2018 Total	31,561	24,818	15,625	31,529	15,704	22,660	30,144	27,963	28,229	25,686	38,766	15,330	308,015
2019 AVGGas	8,069	0	8,146	0	8,393	7,857	7,974	7,770	16,026	0	8,065	0	72,300
2019 Jet A	15,141	23,126	23,147	22,566	23,067	14,892	14,923	22,453	30,059	15,273	23,160	0	227,807
2019 Total	23,210	23,126	31,293	22,566	31,460	22,749	22,897	30,223	46,085	15,273	31,225	0	300,107
2020 AVGGas	0	0	0	0	0	0	0	0	0	0	0	0	0
2020 Jet A	0	0	0	0	0	0	0	0	0	0	0	0	0
2020 Total	0	0	0	0	0	0	0	0	0	0	0	0	0

2013 Total 2014 Total 2015 Total 2016 Total 2017 Total 2018 Total 2019 Total 2020 Total



REGIONAL FUEL PRICING
January, 2020 - AirNav.com

	100 LL SELF serve	100 LL FULL serve	Jet A SELF serve	Jet A FULL serve
Farmington		\$5.87		\$6.32
Difference				
Regional AVG	\$4.96	\$5.47	\$4.10	\$5.99
Difference	\$0.91	\$0.40	\$2.22	\$0.33
Aztec	\$4.85			
Difference	\$1.02			
Animas Air Park	\$4.99			
Difference	\$0.88			
Durango-La Plata	\$5.73			
Difference	\$0.14			
Cortez	\$5.70			
Difference	\$0.17			
Pagosa	\$5.15			
Difference	\$0.72			
Telluride	\$4.81			
Difference	\$1.06			
Gallup	\$4.26		\$3.77	\$4.37
Difference	\$1.61		\$2.55	\$1.95
Blanding	\$5.47			
Difference	\$0.40			
Creede	\$5.25		\$4.25	
Difference	\$0.62		\$2.07	
Monticello	\$5.52		\$4.40	
Difference	\$0.35		\$1.92	
Montrose	\$4.90			
Difference	\$0.97			
Delta	\$4.45		\$3.99	\$4.95
Difference	\$1.42		\$2.33	\$1.37




100 LL SELF serve 100 LL FULL serve Jet A SELF serve Jet A FULL serve



NO WORRIES Total Gross Sales 2017 - 2020

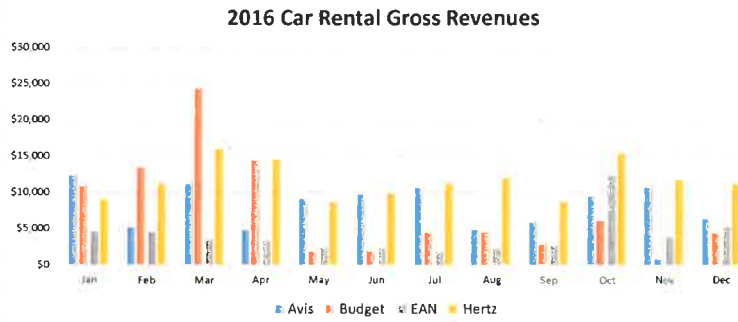
Compared to ZEBRAS Total Gross Sales 2013

	2020 NO WORRIES	2019 NO WORRIES	2018 NO WORRIES	2017 NO WORRIES	2013 ZEBRAS
Jan		78,428	74,329	78,768	78,032
Feb		75,606	63,743	76,526	76,122
Mar		98,851	92,214	93,996	100,762
Apr		79,586	73,276	93,815	76,036
May		87,072	91,388	96,229	79,155
Jun		100,014	99,896	99,917	74,843
Jul		87,634	90,514	98,353	70,972
Aug		96,415	89,183	82,752	86,944
Sep		90,911	100,971	100,501	100,379
Oct		72,759	90,005	94,438	108,853
Nov		72,108	83,068	68,349	95,693
Dec	0.00	939,384	1,055,401	1,075,811	1,050,626

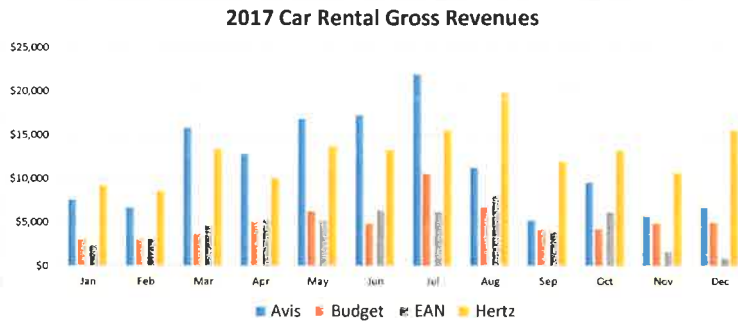


Car Rental Gross Revenues

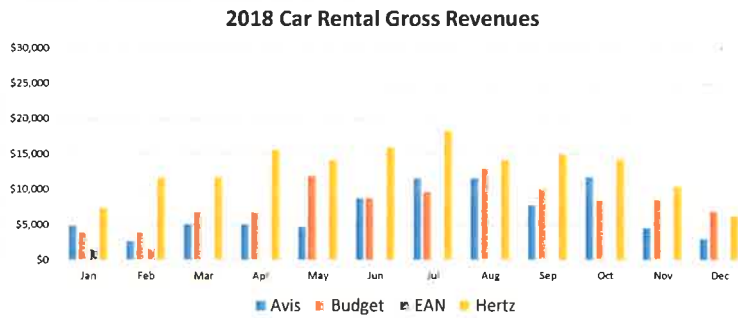
2016	Avis	Budget	EAN	Hertz	Totals
Jan	\$12,333	\$10,870	\$4,631	\$9,028	\$36,862
Feb	\$5,251	\$13,465	\$4,550	\$11,259	\$34,525
Mar	\$11,261	\$24,369	\$3,518	\$16,020	\$55,168
Apr	\$4,850	\$14,384	\$3,442	\$14,551	\$37,227
May	\$9,216	\$1,986	\$2,437	\$8,638	\$22,277
Jun	\$9,816	\$2,003	\$2,513	\$9,861	\$24,193
Jul	\$10,672	\$4,573	\$1,845	\$11,261	\$28,351
Aug	\$4,954	\$4,573	\$2,257	\$11,981	\$23,765
Sep	\$5,897	\$2,923	\$2,785	\$8,710	\$20,315
Oct	\$9,578	\$6,131	\$12,393	\$15,453	\$43,555
Nov	\$10,730	\$913	\$3,869	\$11,768	\$27,280
Dec	\$6,427	\$4,436	\$5,363	\$11,186	\$27,412
	\$100,985	\$90,626	\$49,603	\$139,716	



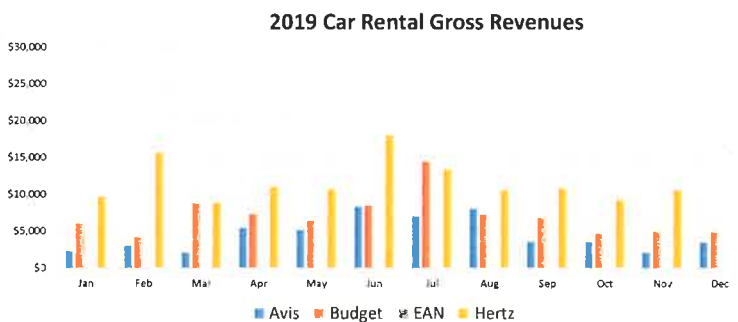
2017	Avis	Budget	EAN	Hertz	Totals
Jan	\$7,609	\$3,052	\$2,422	\$9,194	\$22,277
Feb	\$6,696	\$3,105	\$3,169	\$8,604	\$21,574
Mar	\$15,889	\$3,742	\$4,682	\$13,394	\$37,707
Apr	\$12,848	\$5,106	\$5,371	\$9,986	\$33,311
May	\$16,912	\$6,301	\$5,258	\$13,745	\$42,216
Jun	\$17,292	\$4,880	\$6,441	\$13,299	\$41,912
Jul	\$21,953	\$10,585	\$6,232	\$15,532	\$54,302
Aug	\$11,314	\$6,726	\$8,082	\$19,827	\$45,949
Sep	\$5,227	\$4,189	\$4,026	\$11,930	\$25,372
Oct	\$9,612	\$4,249	\$6,219	\$13,271	\$33,351
Nov	\$5,725	\$4,876	\$1,731	\$10,671	\$23,003
Dec	\$6,725	\$4,939	\$897	\$15,485	\$28,046
	\$137,802	\$61,750	\$54,530	\$154,938	



2018	Avis	Budget	EAN	Hertz	Totals
Jan	\$4,872	\$3,955	\$1,592	\$7,385	\$17,804
Feb	\$2,715	\$3,882	\$1,653	\$11,644	\$19,894
Mar	\$5,122	\$6,723	\$0	\$11,716	\$23,561
Apr	\$5,122	\$6,723	\$0	\$15,647	\$27,492
May	\$4,699	\$11,918	\$0	\$14,135	\$30,752
Jun	\$8,803	\$8,800	\$0	\$15,943	\$33,546
Jul	\$11,585	\$9,660	\$0	\$18,297	\$39,542
Aug	\$11,592	\$12,894	\$0	\$14,170	\$38,656
Sep	\$7,802	\$10,092	\$0	\$14,939	\$32,833
Oct	\$11,778	\$8,452	\$0	\$14,263	\$34,493
Nov	\$4,548	\$8,545	\$0	\$10,477	\$23,570
Dec	\$3,027	\$6,882	\$0	\$6,309	\$16,218
	\$81,665	\$98,526	\$3,245	\$154,925	



2019	Avis	Budget	EAN	Hertz	Totals
Jan	\$2,374	\$6,002		\$9,657	\$18,033
Feb	\$3,083	\$4,266		\$15,673	\$23,022
Mar	\$2,117	\$8,757		\$8,879	\$19,753
Apr	\$5,457	\$7,343		\$11,057	\$23,857
May	\$5,170	\$6,565		\$10,694	\$22,429
Jun	\$8,379	\$8,505		\$18,013	\$34,897
Jul	\$7,077	\$14,480		\$13,399	\$34,956
Aug	\$8,078	\$7,244		\$10,639	\$25,961
Sep	\$3,645	\$6,773		\$10,851	\$21,269
Oct	\$3,566	\$4,715		\$9,271	\$17,552
Nov	\$2,136	\$4,962		\$10,582	\$17,680
Dec	\$3,554	\$4,871			\$8,425
	\$54,636	\$84,483	\$0	\$128,715	



Car Rental Combined Yearly Trend 2016-2019

