

FMPO POLICY COMMITTEE RESOLUTION NO. 2020-1

TO ADOPT THE NEW MEXICO DEPARTMENT OF TRANSPORTATION (NMDOT) 2020 SAFETY PERFORMANCE TARGETS FOR THE FARMINGTON METROPOLITAN PLANNING ORGANIZATION (FMPO), AS REQUIRED BY 23 CF4 490, AND IN ACCORDANCE WITH THE FINAL RULE ON THE HIGHWAY SAFETY IMPROVEMENT PROGRAM (HSIP) PUBLISHED MARCH 15, 2016 (EFFECTIVE APRIL 14, 2017).

WHEREAS, the Farmington MPO is the designated metropolitan planning organization for the cities/town of Aztec, Bloomfield, Kirtland, Farmington, and the urbanized area of San Juan County; and

WHEREAS, the Farmington MPO Policy Committee is the decision-making body for the MPO; and

WHEREAS, the Farmington MPO Technical Committee provides the MPO Policy Committee with technical advice and recommendations, and concurs with this resolution; and

WHEREAS, the Farmington MPO is responsible, with the New Mexico Department of Transportation, for addressing the planning process in accordance with 23 CFR 450.306; and

WHEREAS, the Farmington MPO annually addresses the major issues in the metropolitan planning area; and

WHEREAS, federal regulation 23 CFR Part 490 requires states to set annual targets for five performance measures: 1) Number of Total Fatalities, 2) Number of Serious Injuries, 3) Fatalities per 100 million vehicle miles travelled (VMT) or fatality rate, 4) Serious injuries per 100 million VMT or serious injury rate; and, 5) Number of Non-Motorized Fatalities and Serious Injuries. The first three are common measures and must be identical to the targets established for the Highway Safety Plan (HSIP).


WHEREAS, federal regulations require metropolitan planning organizations to adopt safety performance targets within 180 days of the State's adoption in accordance with 23 CFR 490 Subpart B.

NOW THEREFORE, BE IT RESOLVED BY THE GOVERNING BODY OF THE FARMINGTON METROPOLITAN PLANNING ORGANIZATION (FMPO):

SECTION 1: The NMDOT Safety Targets for 2020, as set out in Exhibit A, are hereby adopted as the Safety Targets for the Farmington Metropolitan Planning Organization.

SECTION 2: This resolution will take effect immediately upon its adoption.

PASSED, APPROVED AND ADOPTED this 23<sup>rd</sup> day of January 2020.



SEAL

  
Sean Sharer, FMPO Policy Committee Chairman

ATTEST:

  
June Markle, FMPO Administrative Assistant

Legal Department  
Approved as to form  
By:   
Date: \_\_\_\_\_



## Performance Measure (PM) Target Report – PM 1 2020 Safety Targets

This document outlines the 2020 Targets for Safety (PM 1) for New Mexico, as required by the 23 CFR 490, Final Rule on the Highway Safety Improvement Program (HSIP) published March 15, 2016 (effective April 14, 2017). The New Mexico Department of Transportation (NMDOT) Statewide Planning Bureau (SPB) is responsible for coordinating the setting of PM 1 targets.

### *Overview of PM 1 Measures*

The state is required to set annual targets for five performance measures:

1. Number of Total Fatalities
2. Number of Serious Injuries
3. Fatalities per 100 million vehicle miles travelled (VMT) or fatality rate
4. Serious Injuries per 100 million VMT or serious injury rate
5. Number of Non-motorized Fatalities and Serious Injuries

The first three are common measures and must be identical to the targets established for the Highway Safety Plan (HSP).

### *Coordination with Metropolitan Planning Organizations (MPOs)*

The NMDOT undertook a coordinated effort with the Metropolitan Planning Organizations (MPOs), the HSP team and other stakeholders to set the targets.

1. Numerous internal meetings took place in winter of 2019 between the NMDOT Statewide Planning Bureau (SPB) and Traffic Safety Division, which is responsible for the HSP, to review and analyze crash data and trends. NMDOT contracts with the University of New Mexico (UNM) to maintain the state's crash database.
2. On May 21, 2019, the NMDOT Safety Division held a meeting to discuss and adopt the targets required in the HSP.
3. On June 7, 2019, SPB staff emailed a draft of this report, outlining the adopted state PM1 targets, to the MPOs for review and comments. Santa Fe, El Paso and Mid Region MPOs responded that they supported the targets. The other MPOs did not submit a response.
4. On July 19, 2019, the NMDOT Safety Committee reviewed and approved the 2020 Safety Targets as outlined in this report. These targets will be reported in the 2019 HSIP Annual Report.
5. The MPOs have until February 27, 2020 to adopt the NMDOT PM 1 targets or set their own quantifiable targets.

### *Data Methodologies and Assumptions*

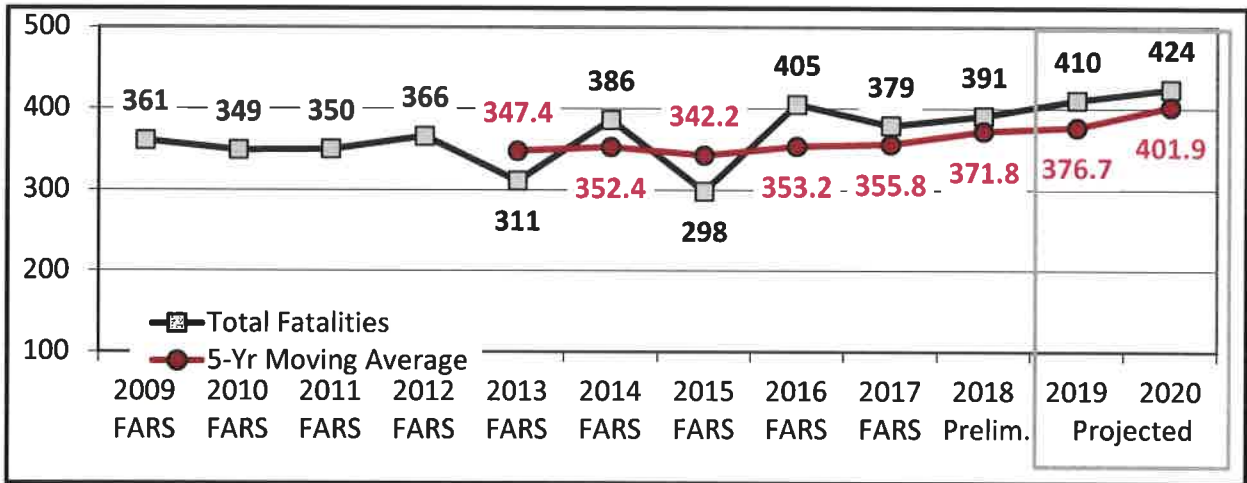
In setting the FFY2019 safety performance targets, NMDOT and stakeholders did not rely solely on the data projections, but used the data in combination with their discussions regarding other relevant factors and their assessment of the potential safety impacts of various strategies and projects. NMDOT worked with UNM to determine methodologies and assumptions required to set the targets. These are as follows:

- NMDOT uses Excel to plot a linear best fit line based on 5-years of actual data to project for future years.

- Annual Vehicle Miles Travelled (VMT) - The Annual VMT for 2017 is from the FHWA Highway Statistics Series (<https://www.fhwa.dot.gov/policyinformation/statistics/2017/pdf/vm2.pdf>). The preliminary Annual VMT for 2018 was provided by the NMDOT Asset Management and Planning Division, Data Management Bureau. Please note that the Annual VMT includes interstate ramps.
  - 2017 – 29,680,000,000
  - 2018 – 27,676,089,664.35
- Crash Data - 2017 is finalized, 2018 is preliminary.

### NMDOT PM 1 (Safety) 2020 Targets

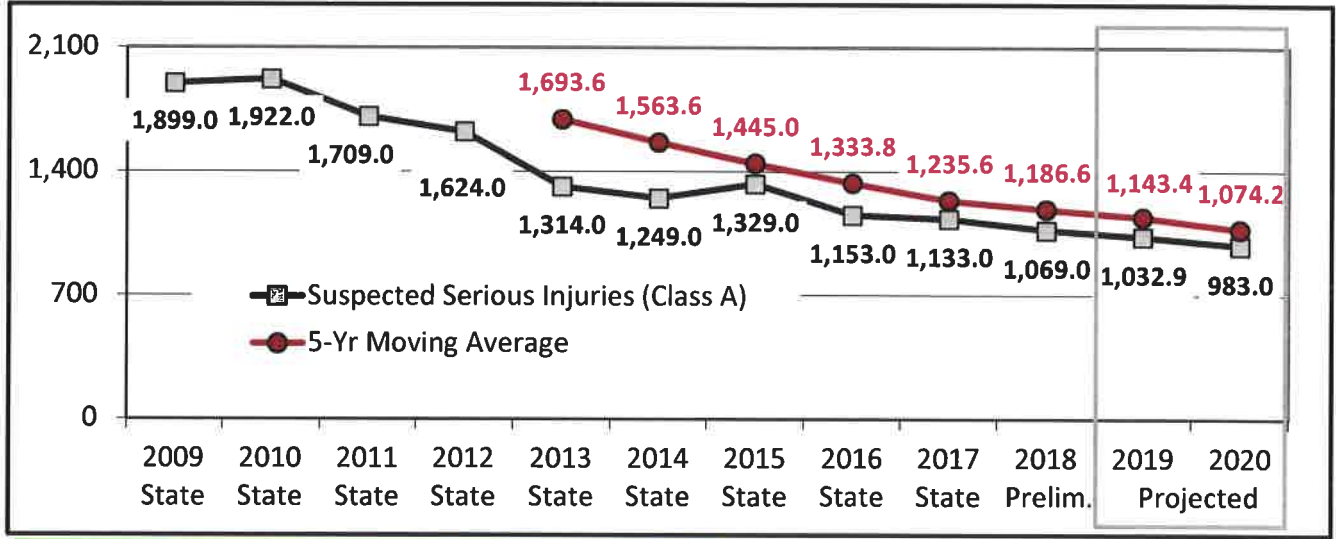
#### 1) Number of Total Fatalities



**NMDOT 2020 Target for Number of Total Fatalities: 401.9**

**NMDOT Justification:** Although five-year average fatalities rose by a moderate 2.4 percent between 2013 and 2017, preliminary and projected data indicate that fatalities will increase by about 13 percent between 2017 and 2020. Fatalities involving SUVs, pickup trucks and pedestrians are increasing and in 2018, accounted for 51.4 percent of all crash fatalities. Given the prevalence of SUV and pickup truck ownership, and projected increase in fatalities overall, the five-year average projection of 401.9 is determined to be the 2020 target.

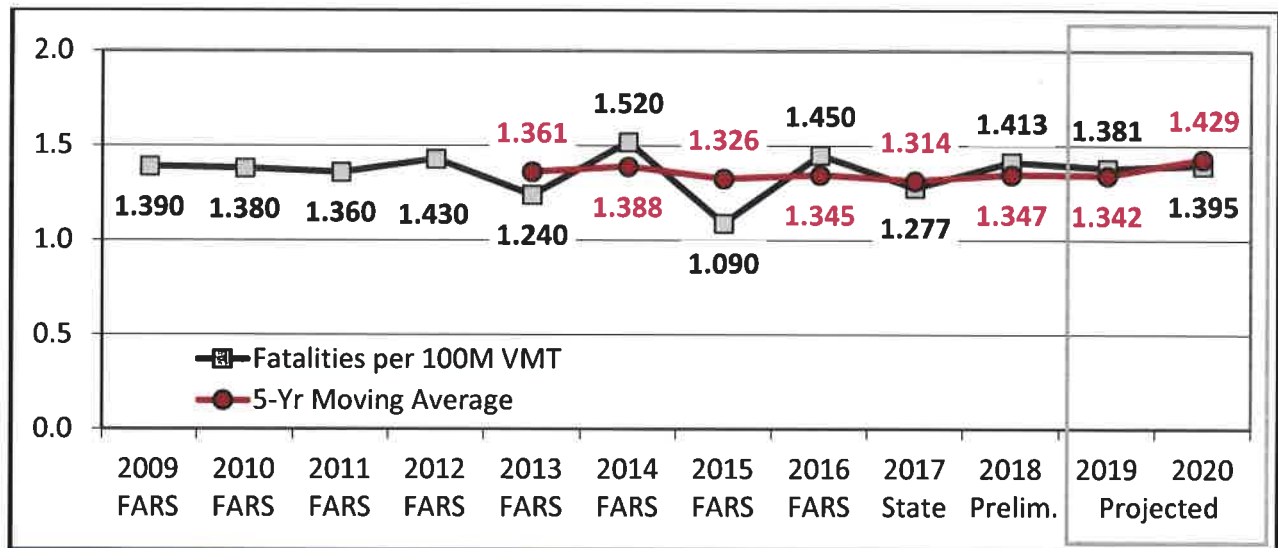
2) Number of Serious Injuries



**NMDOT 2020 Target for Number of Serious Injuries: 1,074.2**

**NMDOT Justification:** Five-year average serious injuries are projected to fall by about 7.5 percent between 2017 and 2019, and the State anticipates a continued reduction in serious injuries in 2020. The five-year average projection of 1,074.2 is the 2020 target.

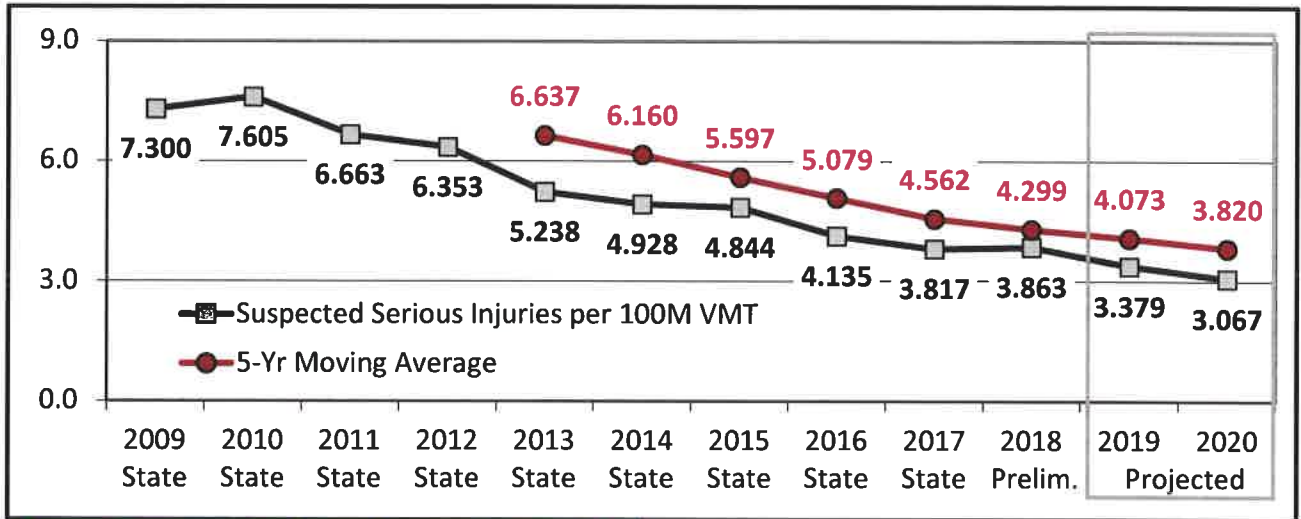
3) Rate of Fatalities



**NMDOT 2020 Target for Rate of Fatalities: 1.429**

**NMDOT Justification:** Although five-year average fatalities are expected to increase in 2020 from 2017, VMT is also expected to rise, thus the projected five-year average of 1.429 is the 2020 target.

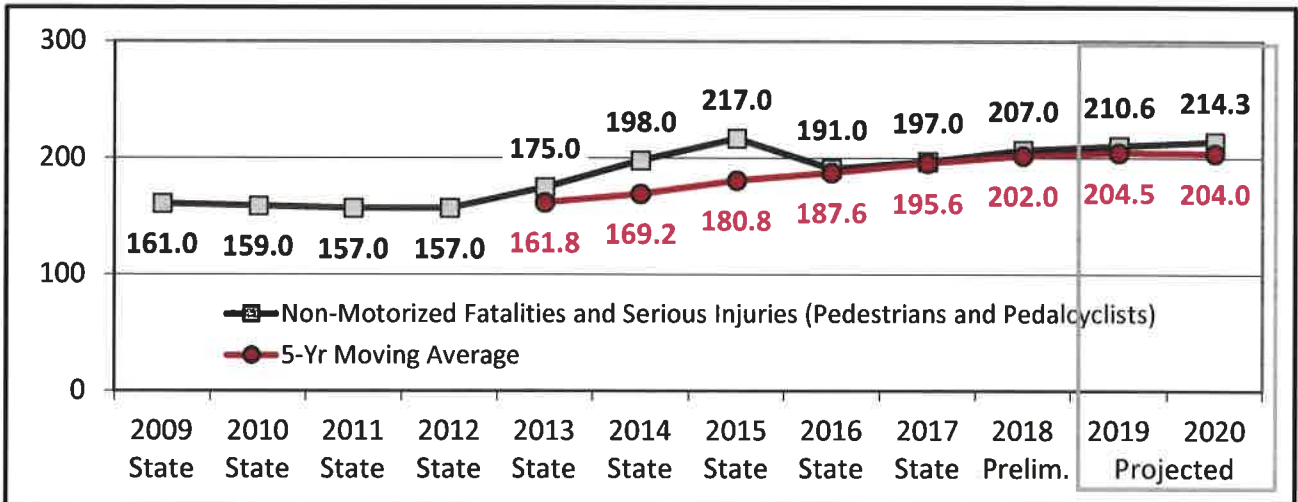
4) Rate of Serious Injuries



NMDOT 2020 Target for Rate of Serious Injuries: 3.820

**NMDOT Justification:** Justification: Five-year average serious injury rates are projected to continue falling, thus the five-year average projection of 3.820 is the 2020 target.

5) Number of Non-motorized Fatalities and Serious Injuries



NMDOT 2020 Target for Number of Non-motorized Fatalities and Serious Injuries: 204.0

**NMDOT Justification:** Five-year average non-motorized fatalities and serious injuries are projected to rise by about 5 percent over the next three years. The five-year average projection of 204.0 is the 2020 target.