

FY2014
QUARTERLY FINANCIAL REPORT



For the 6 Months Ending December 31, 2013

**For the 6 Months Ending December 31, 2013
BUDGET TO ACTUAL COMPARISON**

FUND	REVENUE				EXPENDITURES				DIFFERENCE REV/EXP ACTUAL*
	BUDGET REVENUE	ACTUAL REVENUE	DIFFERENCE FAV/(UNFAV)	% DIFF.	BUDGET EXPENDITURE	ACTUAL EXPENDITURE	DIFFERENCE FAV/(UNFAV)	% DIFF.	
GENERAL FUND	\$ 28,070,088	\$ 29,541,543	\$ 1,471,455	5.24%	\$ 27,357,772	\$ 26,063,461	\$ 1,294,311	4.73%	\$3,478,082
Cash Transfer to 408					1,344,250	1,344,250	\$ -		(\$1,344,250)
SPECIAL REVENUE	\$ 9,093,039	\$ 9,112,246	\$ 19,207	0.21%	\$ 13,627,859	\$ 8,673,324	\$ 4,954,535	36.36%	\$438,923
CAPITAL PROJECTS	\$ 3,027,132	\$ 2,114,509	\$ (912,623)	(30.15%)	\$ 5,920,547	\$ 3,360,879	\$ 2,559,668	43.23%	(\$1,246,370)
SERIES 2012 BONDS	\$ 3,021,236	\$ 3,026,652	\$ 5,416	0.18%	\$ 3,822,284	\$ 3,822,957	\$ (673)	(0.02%)	(\$796,305)
ELECTRIC FUND	\$ 51,912,975	\$ 52,005,119	\$ 92,144	0.18%	\$ 53,353,084	\$ 49,958,046	\$ 3,395,038	6.36%	\$2,047,073
WATER FUND	\$ 7,880,529	\$ 7,244,674	\$ (635,855)	(8.07%)	\$ 8,274,927	\$ 5,633,874	\$ 2,641,053	31.92%	\$1,610,800
WASTEWATER FUND	\$ 4,024,598	\$ 4,188,599	\$ 164,001	4.07%	\$ 5,464,993	\$ 4,196,559	\$ 1,268,434	23.21%	(\$7,960)
SANITATION FUND	\$ 2,825,729	\$ 2,773,456	\$ (52,273)	(1.85%)	\$ 2,746,138	\$ 2,653,269	\$ 92,869	3.38%	\$120,187
DEBT SERVICE FUND	\$ 817,938	\$ 845,564	\$ 27,626	3.38%	\$ 271,250	\$ 271,249	\$ 1	0.00%	\$574,315
HEALTH FUND	\$ 3,436,711	\$ 3,937,646	\$ 500,935	14.58%	\$ 3,254,592	\$ 4,240,158	\$ (985,566)	(30.28%)	(\$302,512)
TOTAL	\$ 114,109,975	\$ 114,790,009	\$ 680,034	0.60%	\$ 125,437,696	\$ 110,218,025	\$ 15,219,671	12.13%	\$ 4,571,984

Special Revenue Funds Include:

201 - GRT Streets
202 - GRT Parks/Public Works
211 - Parks Development Fees
213 - Library Gifts and Grants
214 - Parks Gifts/Grants

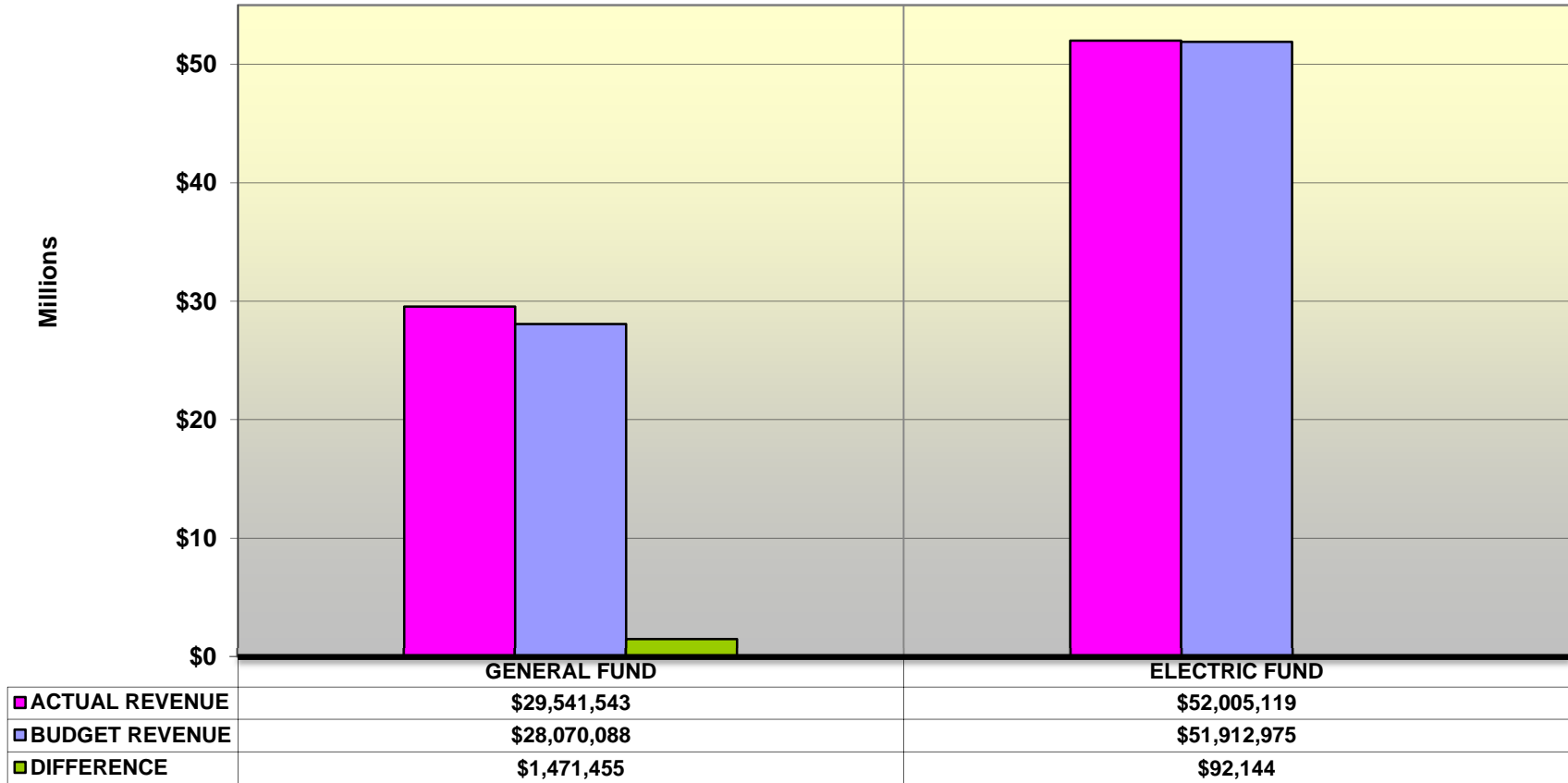
217 - Museum Gifts/Grants
221 - Red Apple Transit
222 - General Gov't Grant
223 - CDBG
230 - Lodgers tax

240 - State Police Protection
246 - Region II Narcotics
248 - COPS
249 - Block Grant
250 - State Fire Grant
251 - Penalty Assessment

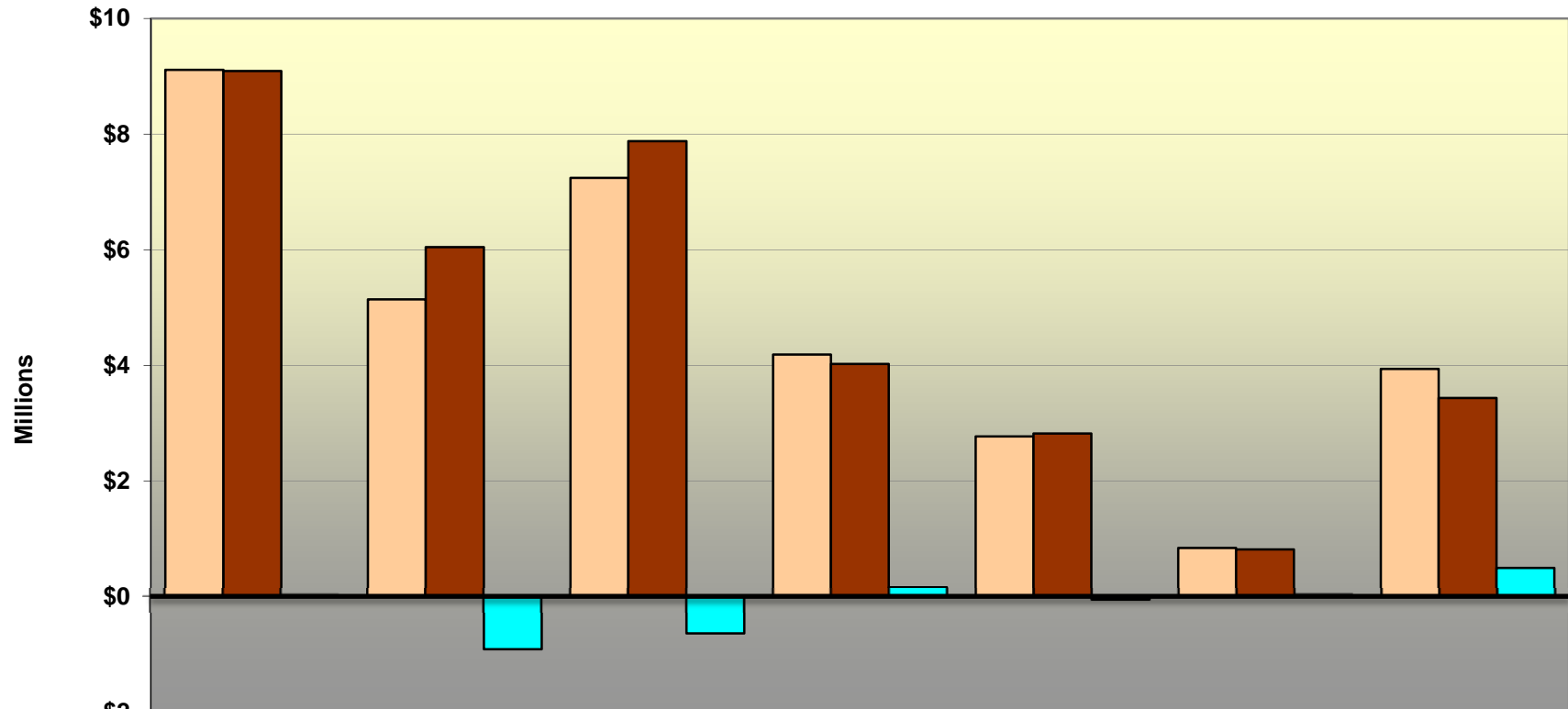
Capital Projects Funds Include:

401 - Comm. Develop. Grants
408 - General Gov't Capital Projects
409 - Airport Grants

GENERAL FUND & ELECTRIC FUND REVENUES ACTUAL / BUDGET 6 Months Ending December 31, 2013



REVENUES ACTUAL / BUDGET 6 Months Ending December 31, 2013



	SPECIAL REVENUE	CAPITAL PROJECTS	WATER FUND	WASTEWATER FUND	SANITATION FUND	DEBT SERVICE FUND	HEALTH FUND
ACTUAL REVENUE	\$9,112,246	\$5,141,161	\$7,244,674	\$4,188,599	\$2,773,456	\$845,564	\$3,937,646
BUDGET REVENUE	\$9,093,039	\$6,048,368	\$7,880,529	\$4,024,598	\$2,825,729	\$817,938	\$3,436,711
DIFFERENCE	\$19,207	\$(907,207)	\$(635,855)	\$164,001	\$(52,273)	\$27,626	\$500,935

Special Revenue Funds

- 201 - GRT Street
- 202 - GRT Parks
- 211 - Parks Development Fee
- 213 - Library Gifts/Grants
- 214 - Parks Gifts/Grants

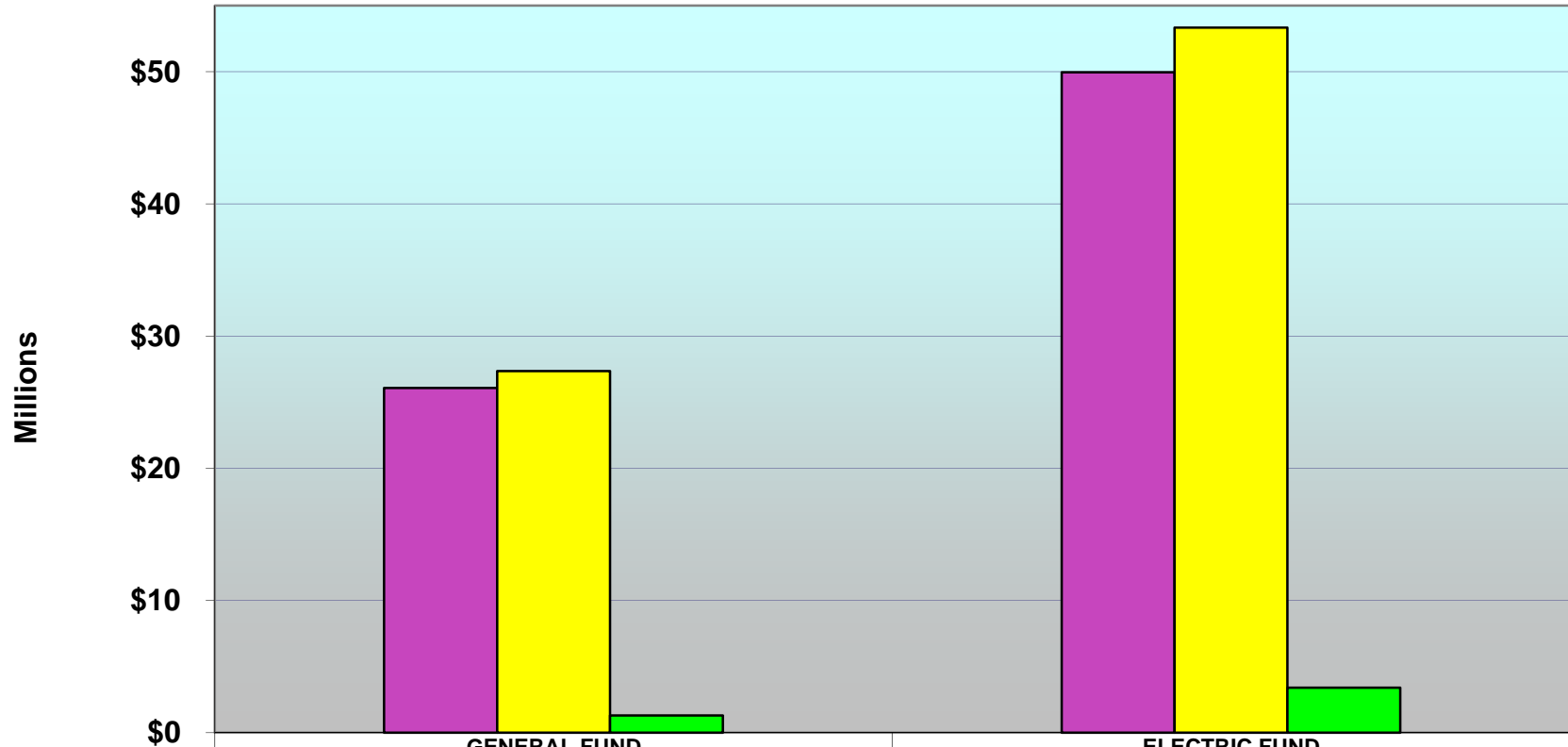
- 217 - Museum Gifts/Grants
- 221 - Red Apple Transit
- 222 - General Gov't Grant
- 223 - CDBG
- 230 - Lodgers Tax

- 240 - State Police Protection
- 246 - Region II Narcotics
- 248 - COPS
- 249 - Block Grant
- 250 - State Fire Grant
- 251 - Penalty Assessment

Capital Project Funds

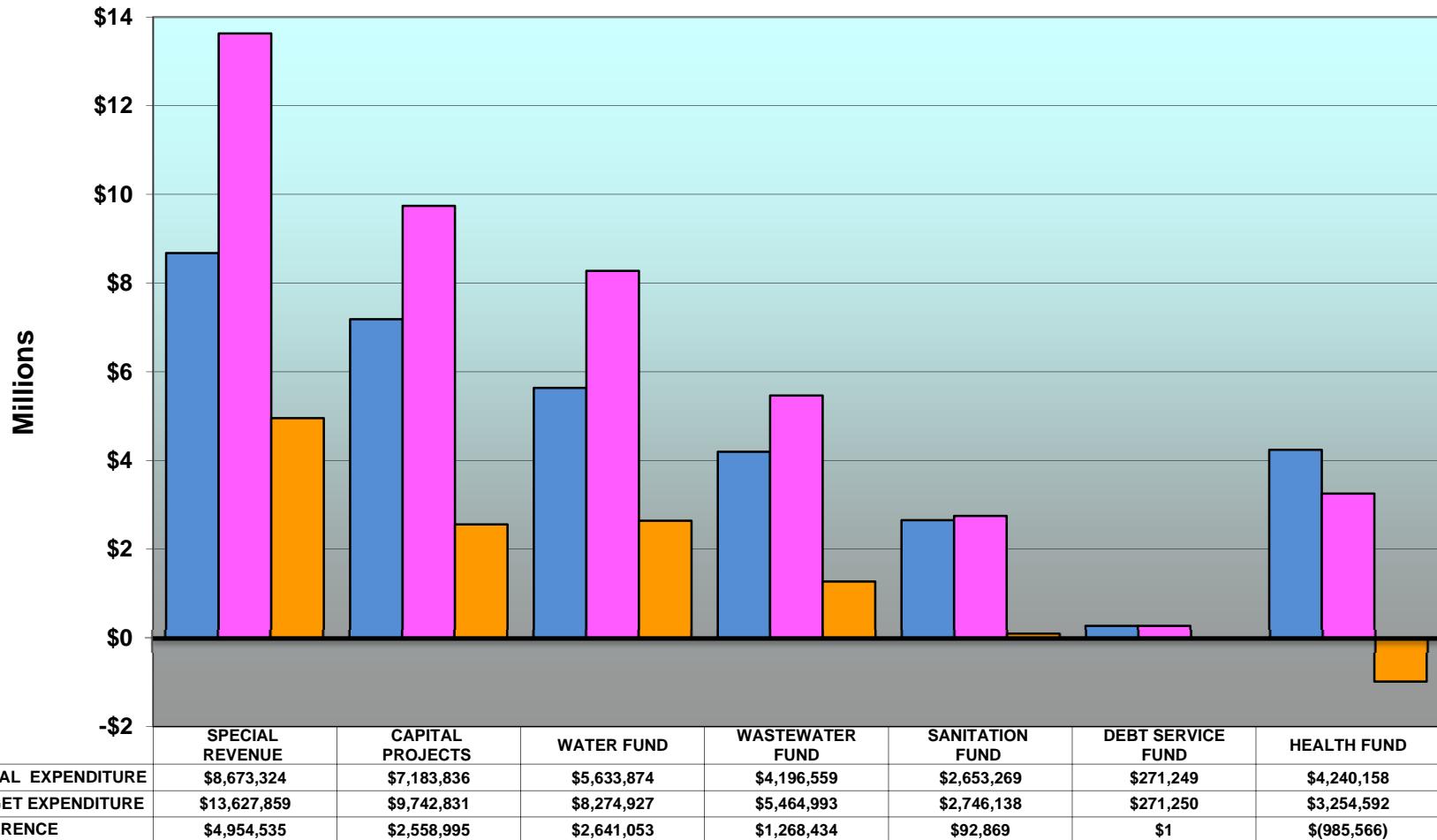
- 401 - Community Development
- 402 - GRT 2012 Bond Projects
- 408 - General Gov't Capital Projects
- 409 - Airport Grants
- 411 - Metro Redelopment

GENERAL FUND & ELECTRIC FUND EXPENDITURES ACTUAL / BUDGET 6 Months Ending December 31, 2013



	GENERAL FUND	ELECTRIC FUND
■ ACTUAL EXPENDITURE	\$26,063,461	\$49,958,046
■ BUDGET EXPENDITURE	\$27,357,772	\$53,353,084
■ DIFFERENCE	\$1,294,311	\$3,395,038

EXPENDITURES ACTUAL / BUDGET 6 Months Ending December 31, 2013



Special Revenue Funds

201 - GRT Street
202 - GRT Parks
211 - Parks Development Fee
213 - Library Gifts/Grants
214 - Parks Gifts/Grants
217 - Museum Gifts/ Grants

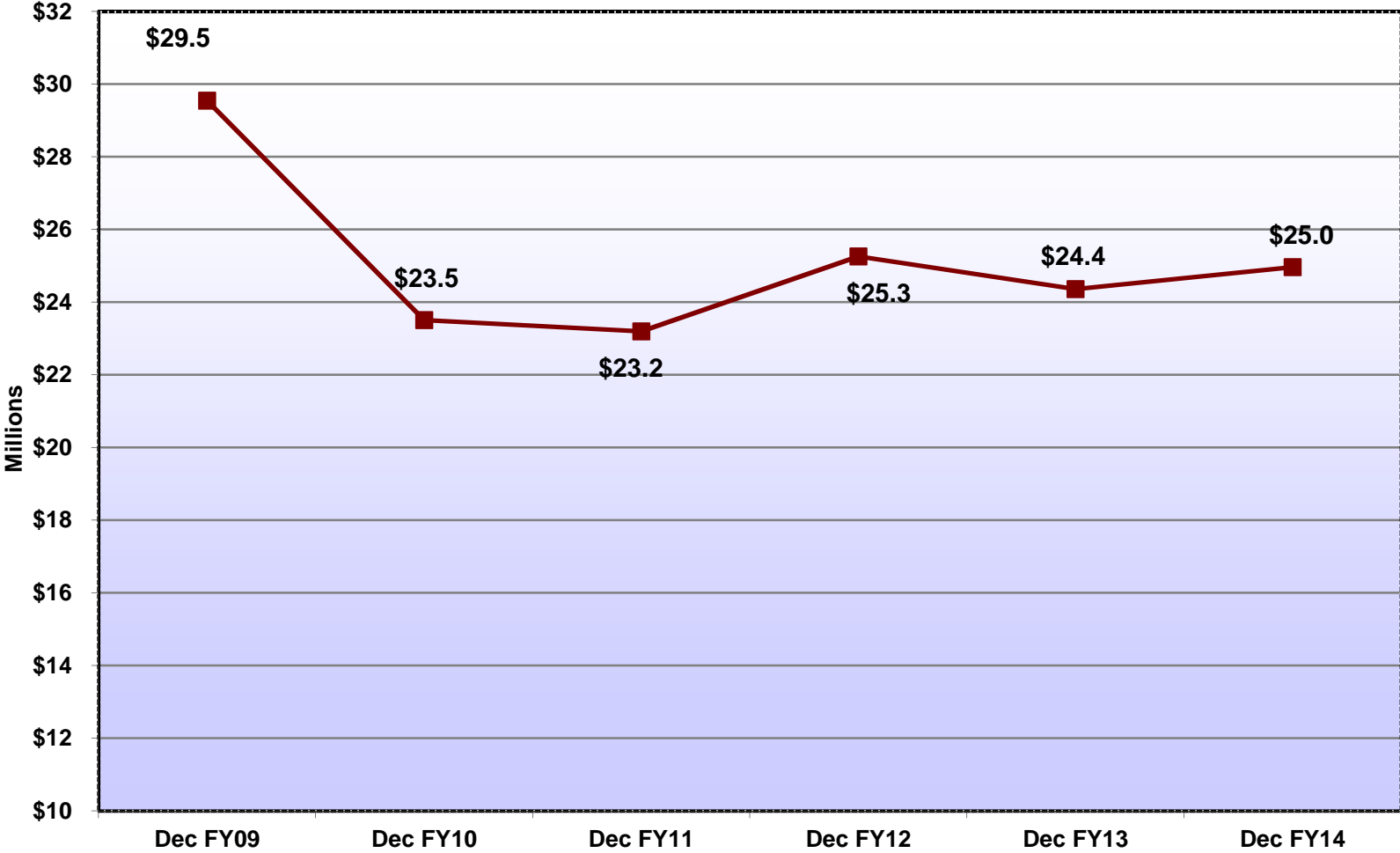
221 - Red Apple Transit
222 - General Gov't Grant
223 - CDBG
230 - Lodgers Tax
240 - State Police Protection

246 - Region II Narcotics
248 - COPS
249 - Block Grant
250 - State Fire Grant
251 - Penalty Assessment

Capital Project Funds

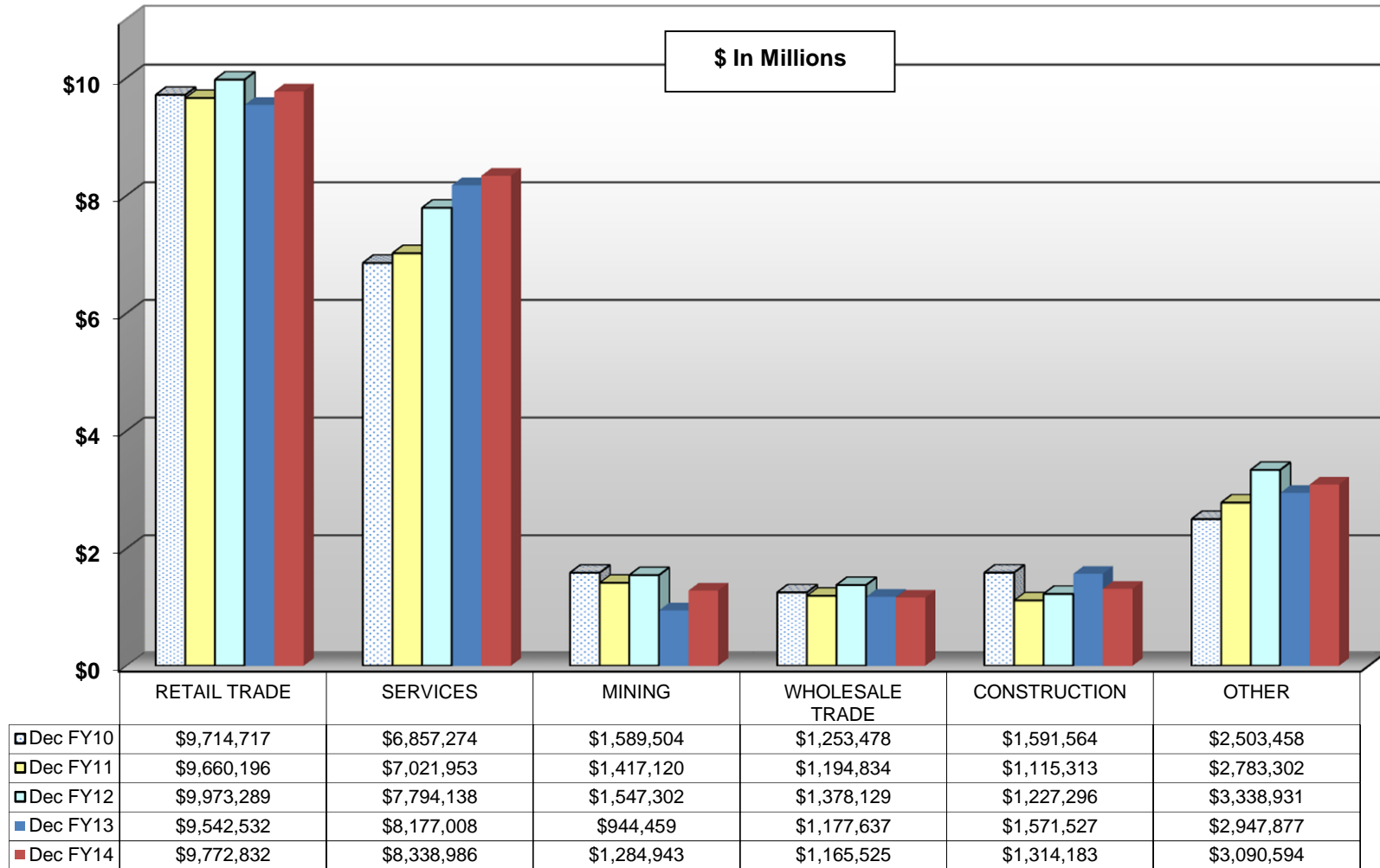
401 - Community Development
402 - GRT 2012 Bond Projects
408 - General Gov't Capital Projects
409 - Airport Grants
411 - Metro Redevelopment Authority

**YTD GRT REVENUE - ALL FUNDS
SIX (6) YEAR COMPARISON
6 Months Ending December 31, 2013**



YTD GRT BY CATEGORY

6 Months Ending December 31, 2013

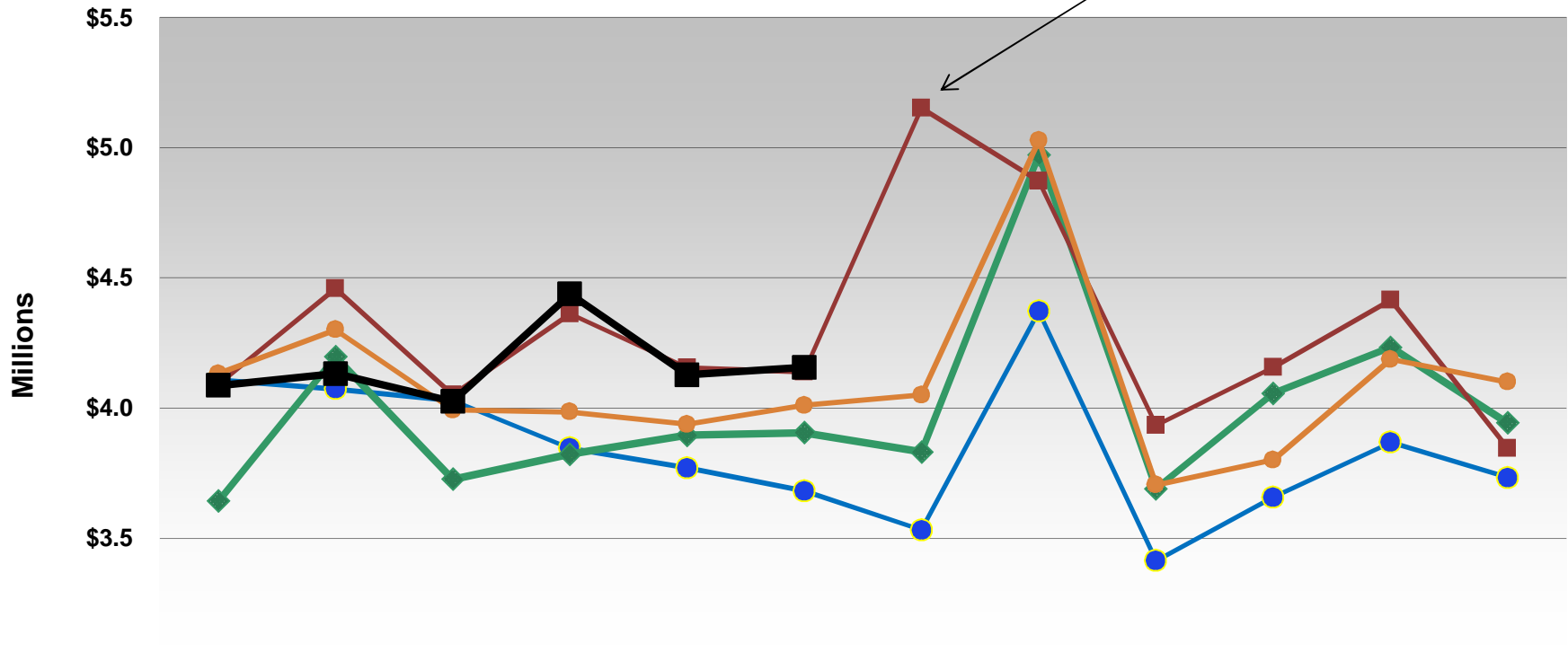


Services include: Professional & Technical, Management, Administration & Support, Educational, Health Care, Arts & Entertainment, and Food Service.
 Other include: Agriculture, Transportation & Warehouse, Manufacturing, Utilities, Information & Cultural, Finance & Insurance, and Real Estate, & Rental.

FY12 includes a one-time GRT amount of \$900K received in January 2012.

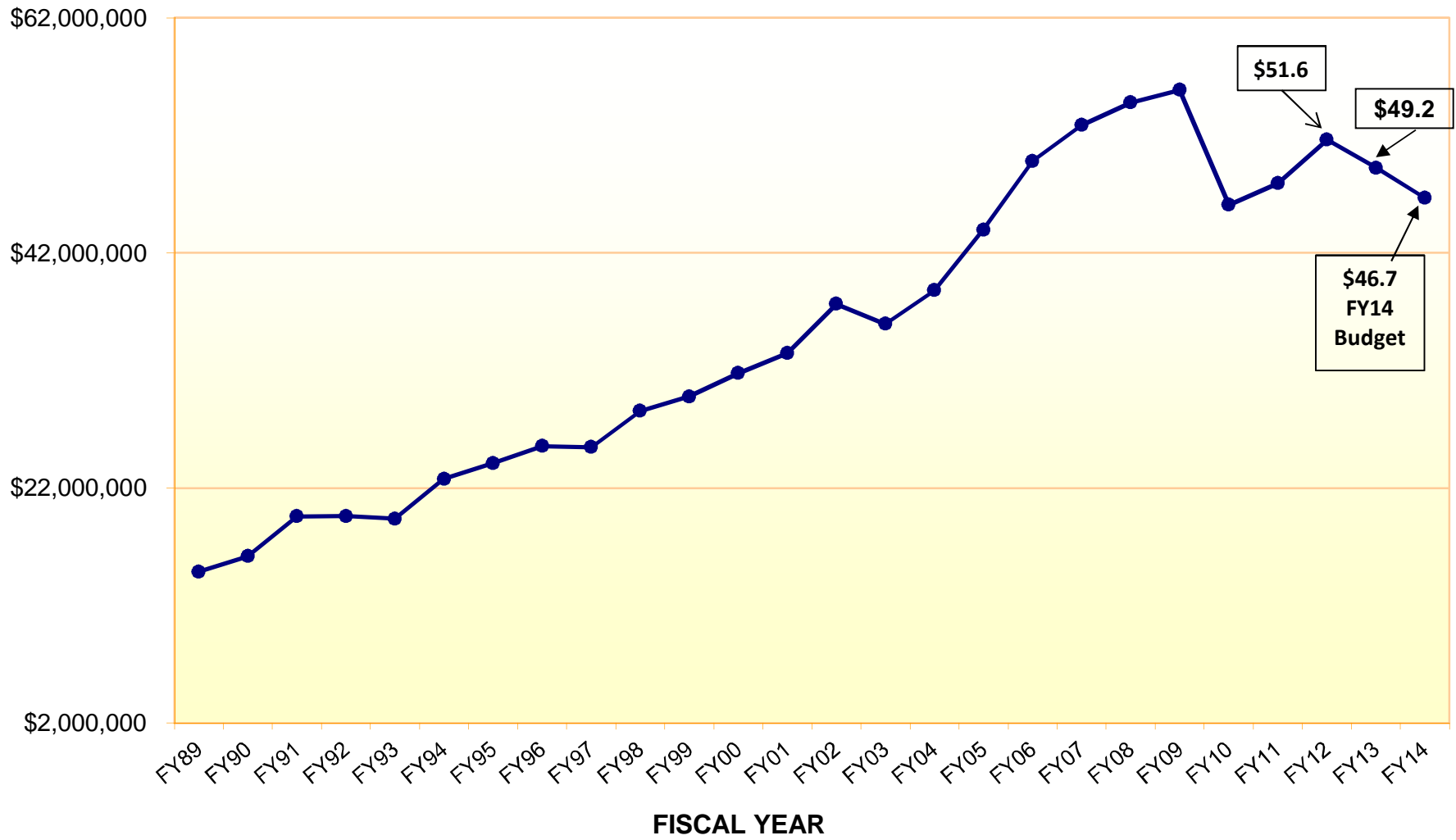
GRT REVENUE BY MONTH FISCAL YEARS 2010 - 2014

Est. one-time
GRT amount of
\$900K received
in January 2012



	JUL	AUG	SEP	OCT	NOV	DEC	JAN	FEB	MAR	APR	MAY	JUN
2010	\$4,108,697	\$4,073,268	\$4,029,879	\$3,845,989	\$3,770,045	\$3,682,117	\$3,532,271	\$4,371,276	\$3,413,973	\$3,658,254	\$3,867,982	\$3,732,971
2011	\$3,642,844	\$4,197,182	\$3,727,666	\$3,822,837	\$3,895,947	\$3,906,243	\$3,832,399	\$4,972,385	\$3,690,956	\$4,056,631	\$4,233,066	\$3,943,369
2012	\$4,090,460	\$4,459,774	\$4,051,966	\$4,362,056	\$4,154,912	\$4,139,917	\$5,152,019	\$4,871,049	\$3,933,084	\$4,157,970	\$4,415,298	\$3,846,302
2013	\$4,132,333	\$4,301,141	\$3,992,760	\$3,985,593	\$3,938,139	\$4,011,074	\$4,050,910	\$5,028,122	\$3,704,857	\$3,801,501	\$4,187,256	\$4,099,889
2014	\$4,087,301	\$4,131,765	\$4,026,354	\$4,437,803	\$4,127,866	\$4,155,976						

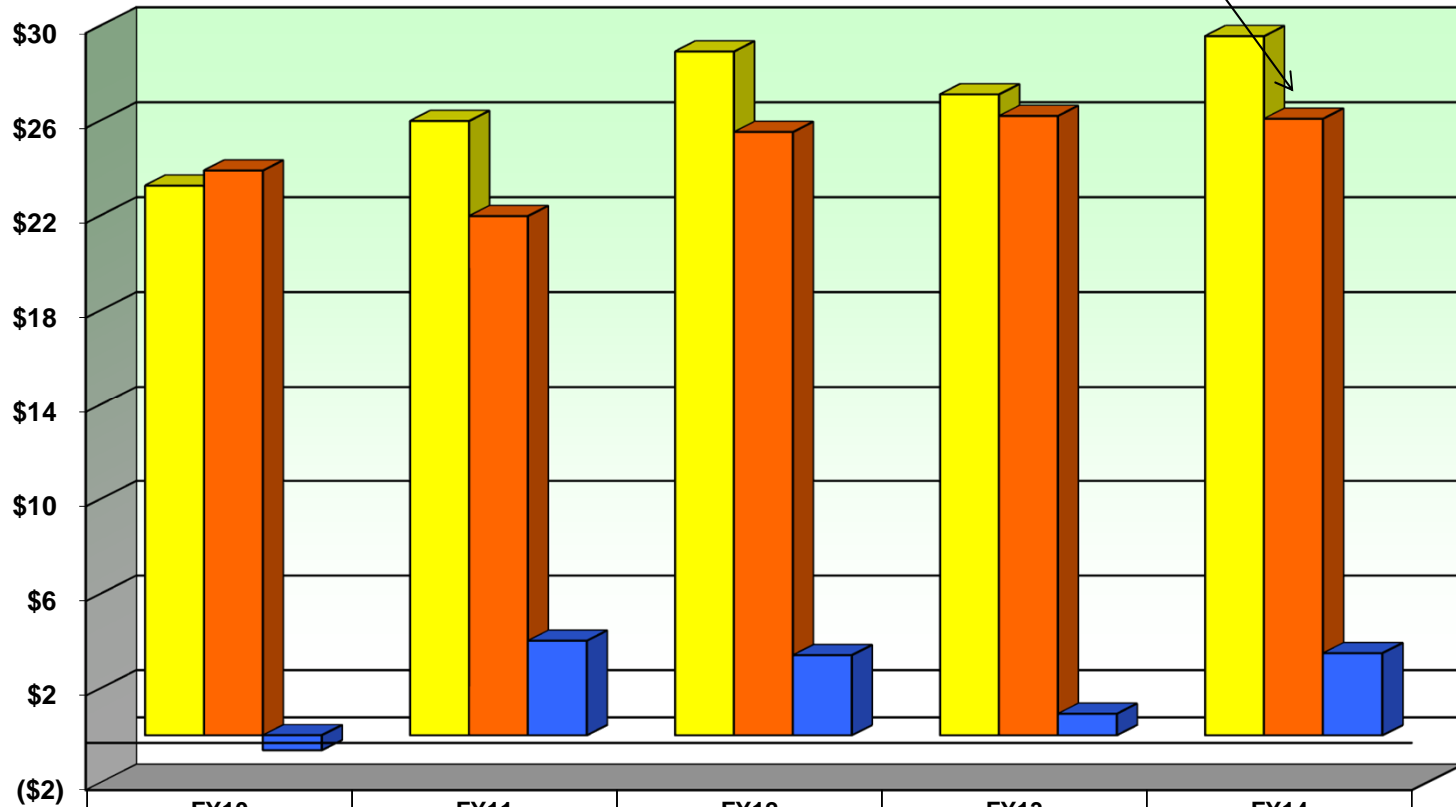
25 YR GRT-HISTORY



GENERAL FUND REVENUE/EXPENDITURES 6 Months Ending December 31, 2013

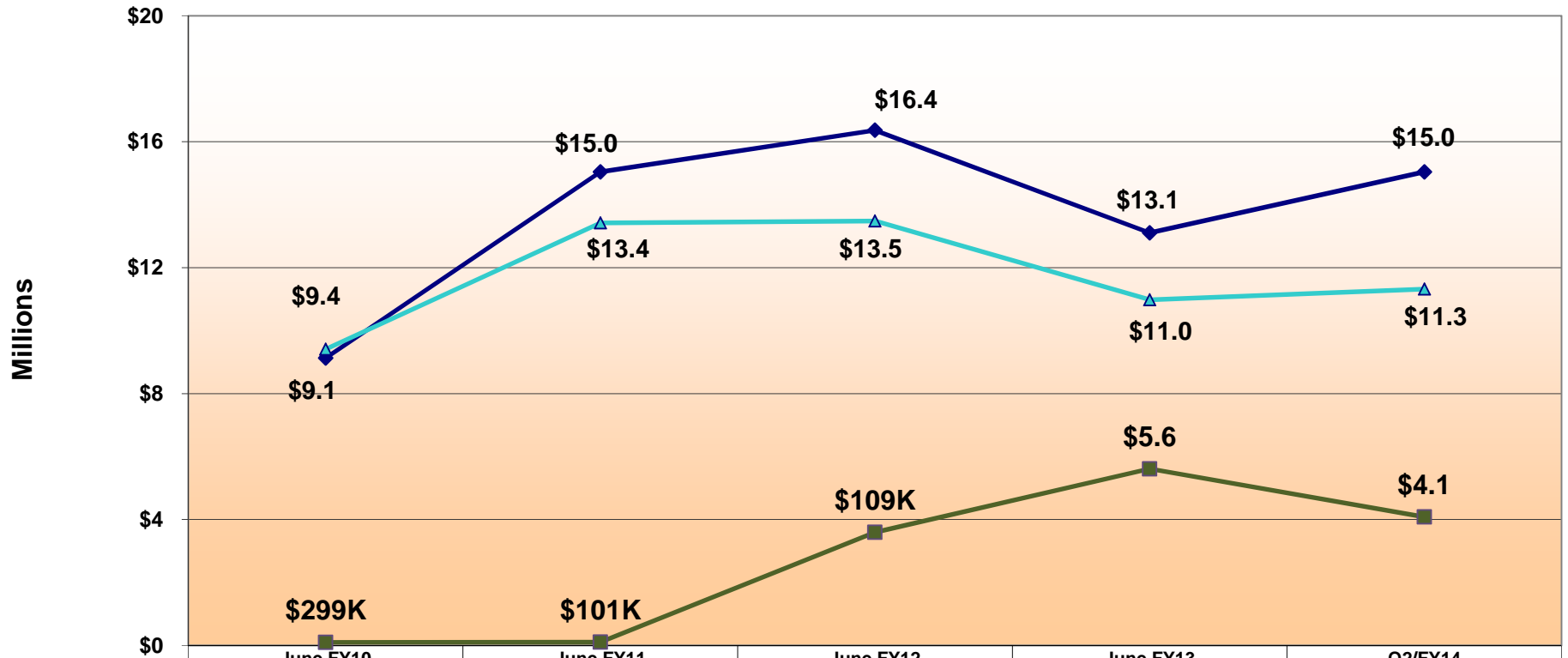
(\$ In Millions)

FY14 Expenses do not include \$1.3 million cash transfer to 408 fund.



	FY10	FY11	FY12	FY13	FY14
REVENUE	\$23.2	\$26.0	\$28.9	\$27.1	\$29.5
EXPENDITURES	\$23.9	\$22.0	\$25.5	\$26.2	\$26.1
DIFFERENCE	(\$0.6)	\$4.0	\$3.4	\$0.9	\$3.5

CASH BALANCE, FY14 FIVE YEAR COMPARISON



	June FY10	June FY11	June FY12	June FY13	Q2/FY14
◆ GENERAL FUND	\$9,128,460	\$15,042,509	\$16,361,891	\$13,108,891	\$15,042,295
▲ SPECIAL REVENUE	\$9,404,507	\$13,423,291	\$13,481,220	\$10,981,527	\$11,319,814
■ GEN CAP PROJ #408	\$100,756	\$109,241	\$3,594,658	\$5,609,205	\$4,085,788

Special Revenue Funds

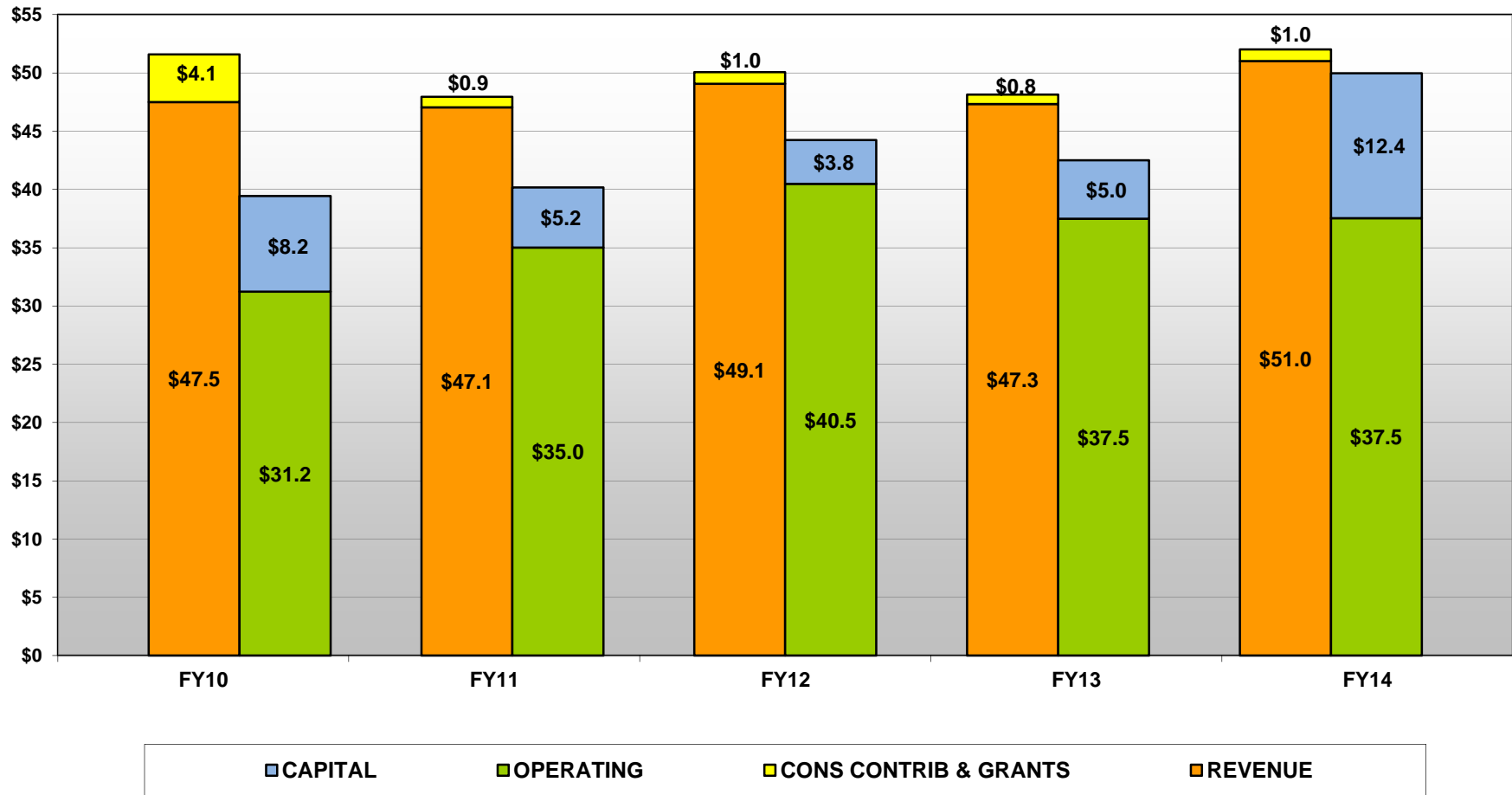
201 - GRT Streets	\$ 8,167,067	217 - Museum Gifts/Grants	\$ 178,597	240 - State Police Protection	\$ 64,575
202 - GRT Parks	\$ 1,053,000	221 - Red Apple Transit	\$ 36,402	246 - Region II Narcotics	(\$ 32,290)
211 - Parks Development Fee	\$ 359,178	222 - General Gov't Grant	(\$ 208,955)	248 - COPS	(\$ 19,553)
213 - Library Gifts/Grants	\$ 317,843	223 - CDBG	(\$ 14,685)	249 - Block Grant	\$ 24,690
214 - Parks Gifts/Grants	\$ 739,344	230 - Lodgers Tax	\$ 279,733	250 - State Fire Grant	\$ 363,980
				251 - Penalty Assessment	\$ 10,888

*Note: The cash balance reflects transfers from the General Fund to Capital Project 408: **FY12** - \$3.6mm; **FY13** - \$4.1mm; **FY14** - \$1.3mm.

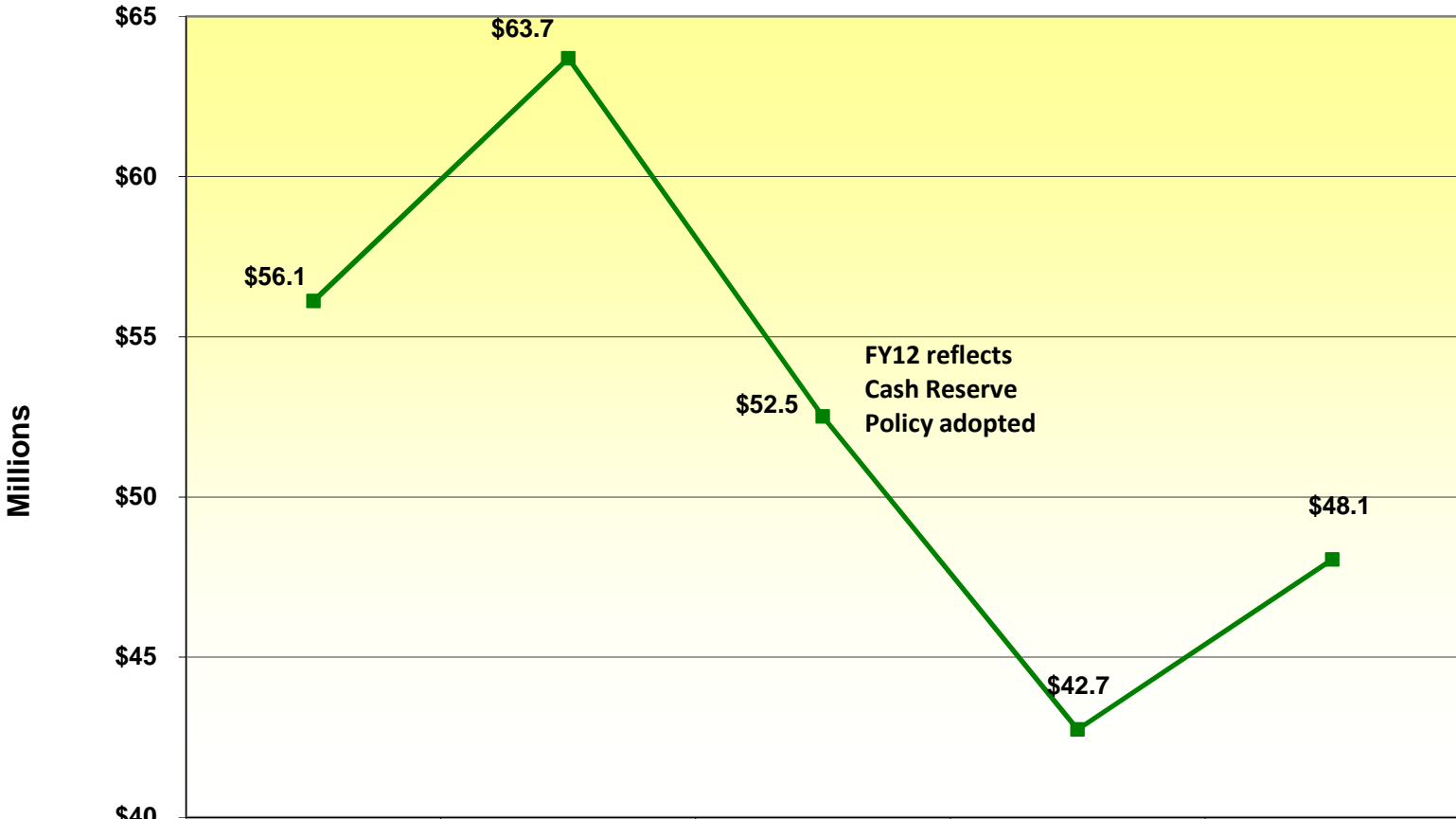
**ELECTRIC FUND
REVENUE/EXPENDITURES
6 Months Ending December 31, 2013**

(\$ In Millions)

**BUDGET
BASIS**



ELECTRIC CASH BALANCE, FY14
 (Cash less Restricted/Reserved Cash)
FIVE YEAR COMPARISON



ELECTRIC FUND	June FY10	June FY11	June FY12	June FY13	Q2/FY14
	\$56,120,799	\$63,695,438	\$52,515,954	\$42,742,896	\$48,052,244

ELECTRIC CONSTRUCTION CAPITAL INVESTMENT HISTORY DECEMBER 31 FOR ALL YEARS

Signigicant Electric Projects	
<u>FY2009</u>	
\$2.7M	Animas Power Plant Upgrade
\$2.3M	Bluffview Substation overhaul
\$665K	Pine River Sub Station
\$1.7M	Turley Substation
\$857K	Turley-Jemez transmission line
\$646K	West Loop fiber optic-Hogback
\$818K	West Loop Switching Station
<u>FY2013</u>	
\$956K	Vista Substation
\$408K	Mesa Substation
<u>FY2014</u>	
\$2.6M	T & D - MOC remodel
\$962K	Vista Substation
\$901K	Animas Substation
\$740K	Bluffview Power Plant-Anti icing
\$595K	Lee Acres transformer replacement
\$346K	Animas transformer replacement
\$298K	System Control improvements

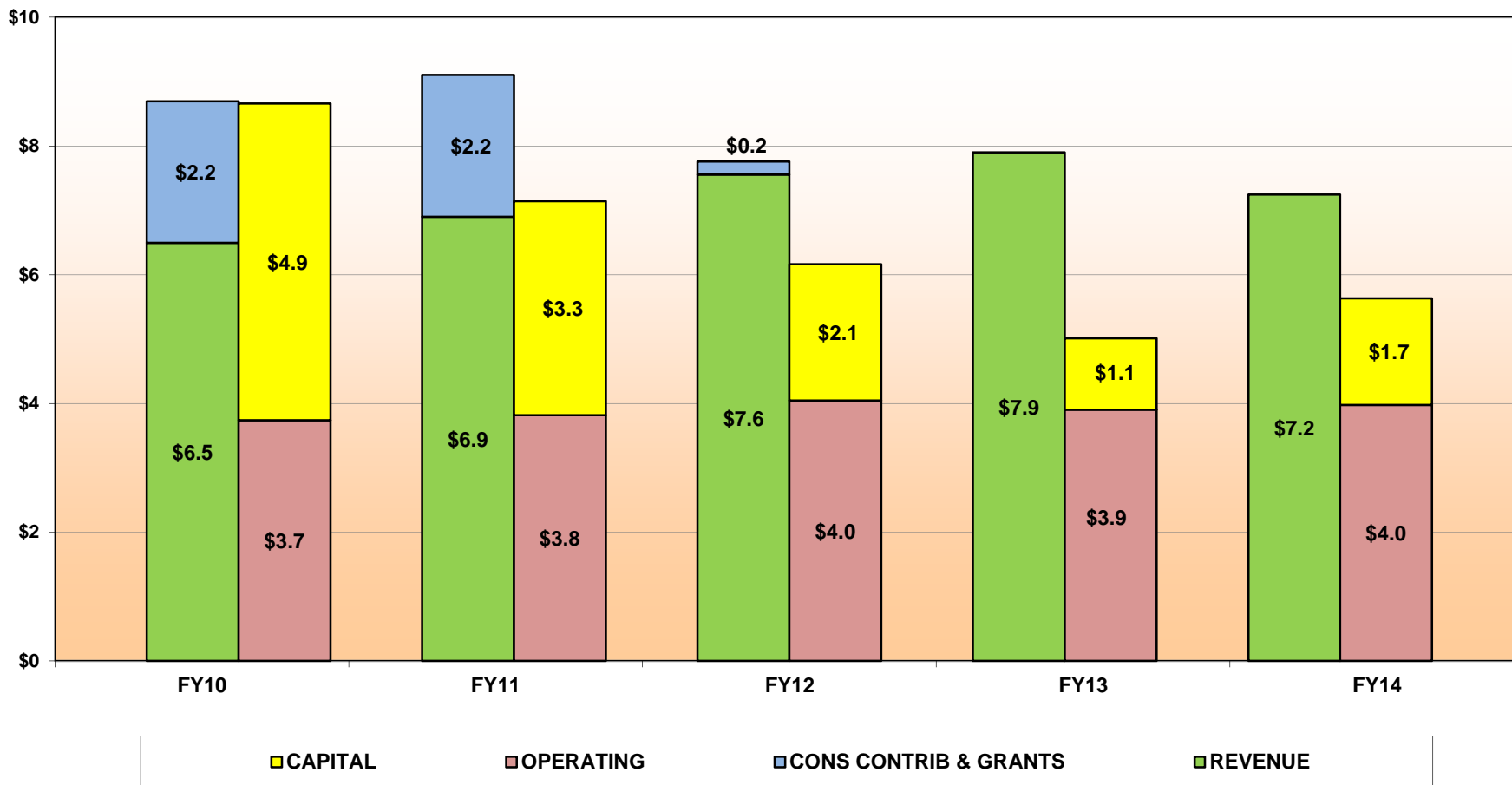


Fiscal Year

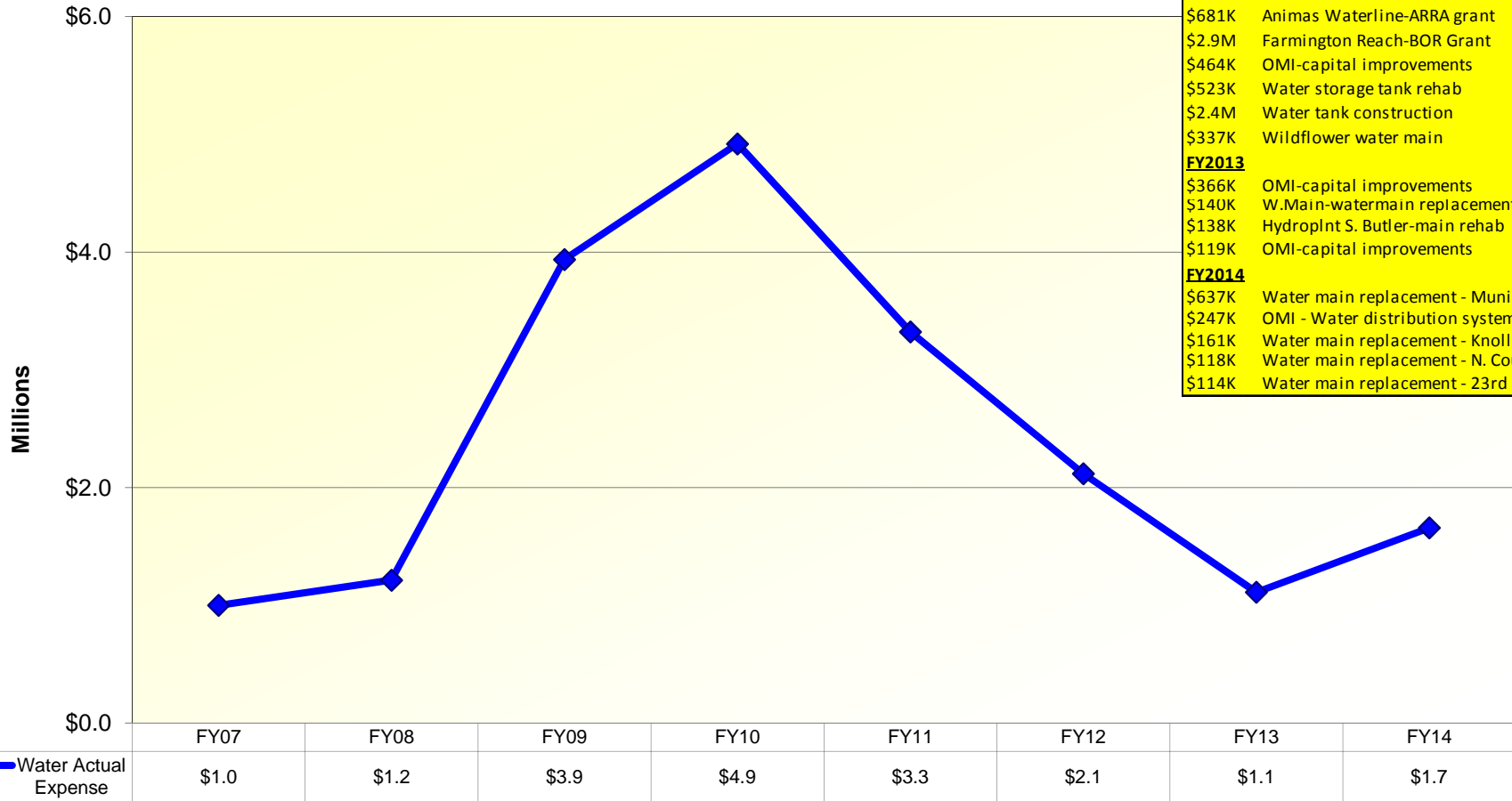
**WATER FUND
REVENUE/EXPENDITURES
6 Months Ending December 31, 2013**

(\$ In Millions)

**BUDGET
BASIS**



WATER CONSTRUCTION CAPITAL INVESTMENT HISTORY DECEMBER 31 FOR ALL YEARS

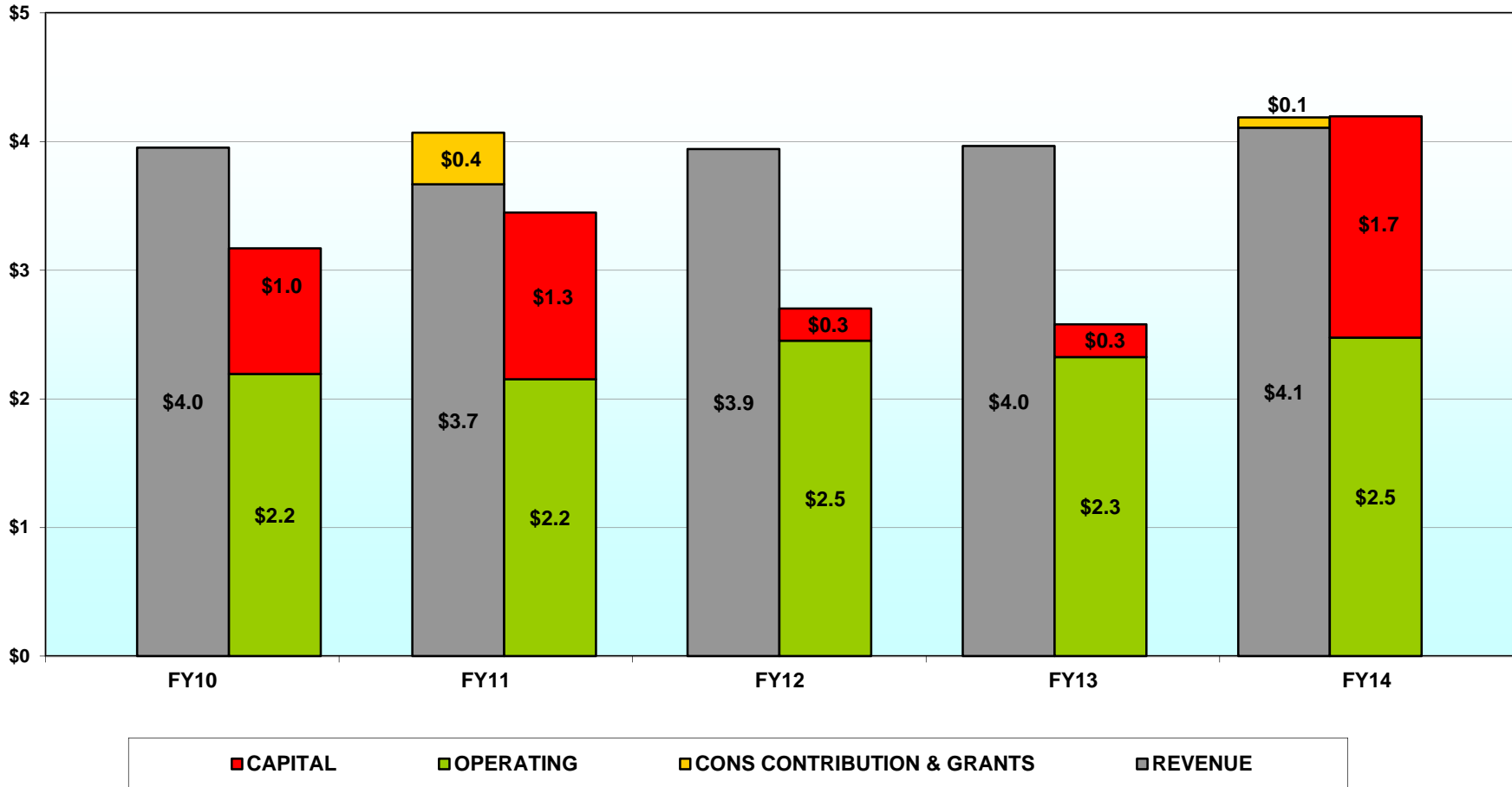


Significant Water Projects	
FY2009	
\$333K	Farmington Reach-BOR Grant
\$3.0M	Water main & man hole upgrade
FY2010	
\$681K	Animas Waterline-ARRA grant
\$2.9M	Farmington Reach-BOR Grant
\$464K	OMI-capital improvements
\$523K	Water storage tank rehab
\$2.4M	Water tank construction
\$337K	Wildflower water main
FY2013	
\$366K	OMI-capital improvements
\$140K	W.Main-watermain replacement
\$138K	Hydroplnt S. Butler-main rehab
\$119K	OMI-capital improvements
FY2014	
\$637K	Water main replacement - Municipal Dr.
\$247K	OMI - Water distribution system
\$161K	Water main replacement - Knollcrest Dr.
\$118K	Water main replacement - N. Court Ave
\$114K	Water main replacement - 23rd Street

**WASTEWATER FUND
REVENUE/EXPENDITURES
6 Months Ending December 31, 2013**

(\$ In Millions)

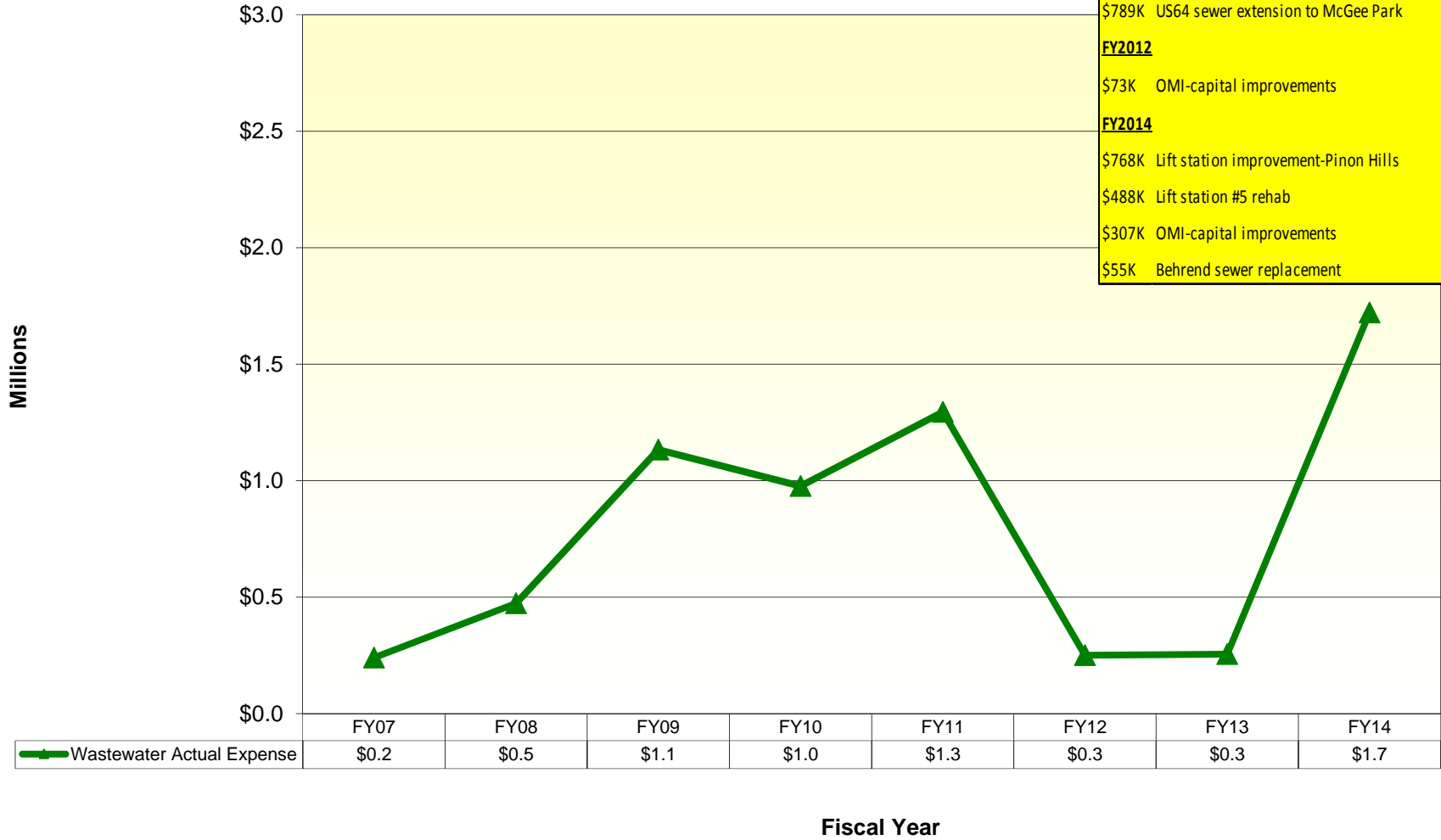
**BUDGET
BASIS**



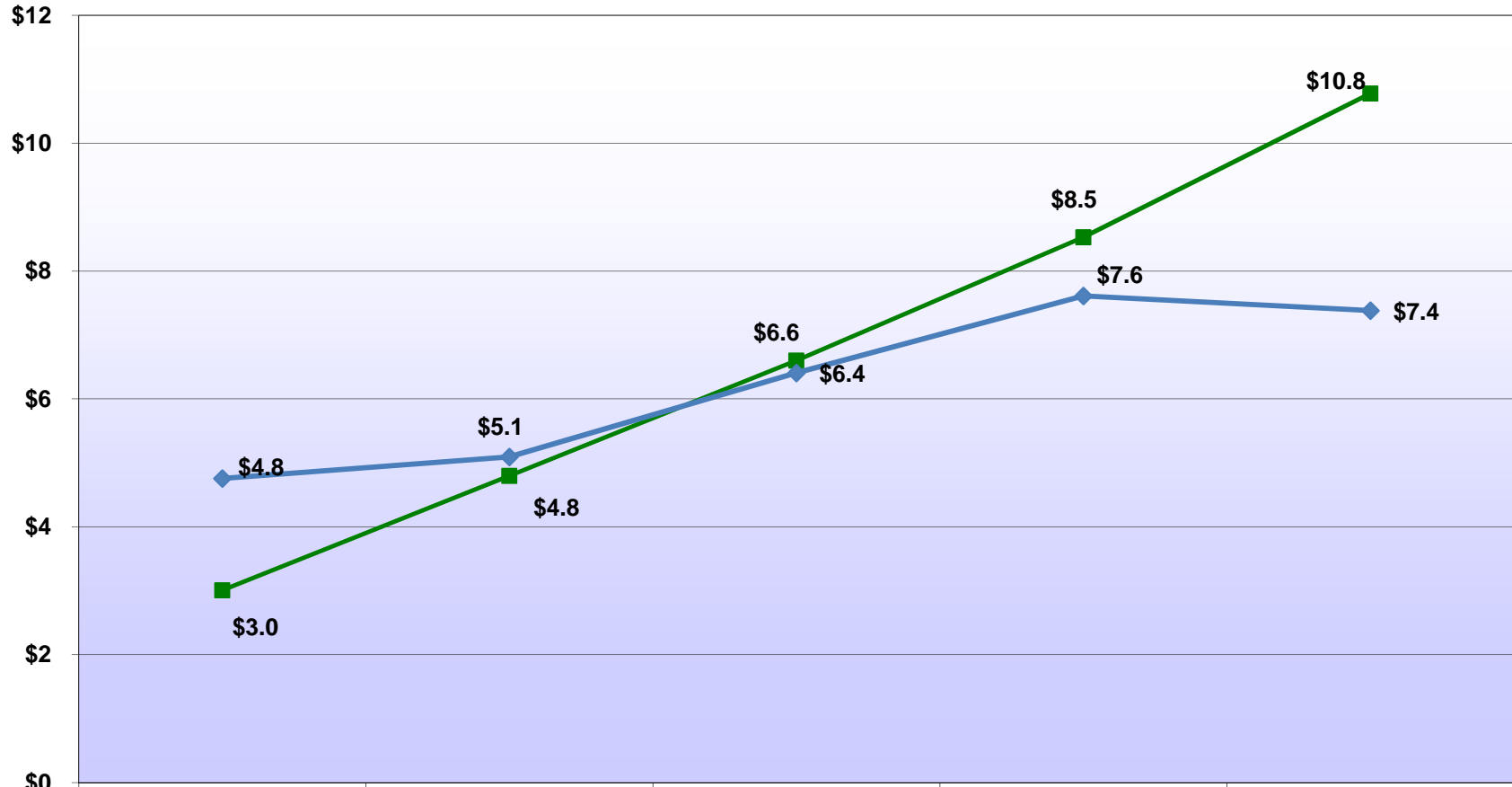
WASTEWATER CONSTRUCTION CAPITAL INVESTMENT HISTORY

DECEMBER 31 FOR ALL YEARS

Significant Wastewater Projects	
FY2009	
\$1.5M	Lift Station #8 & #13 rehab
\$789K	US64 sewer extension to McGee Park
FY2012	
\$73K	OMI-capital improvements
FY2014	
\$768K	Lift station improvement-Pinon Hills
\$488K	Lift station #5 rehab
\$307K	OMI-capital improvements
\$55K	Behrend sewer replacement

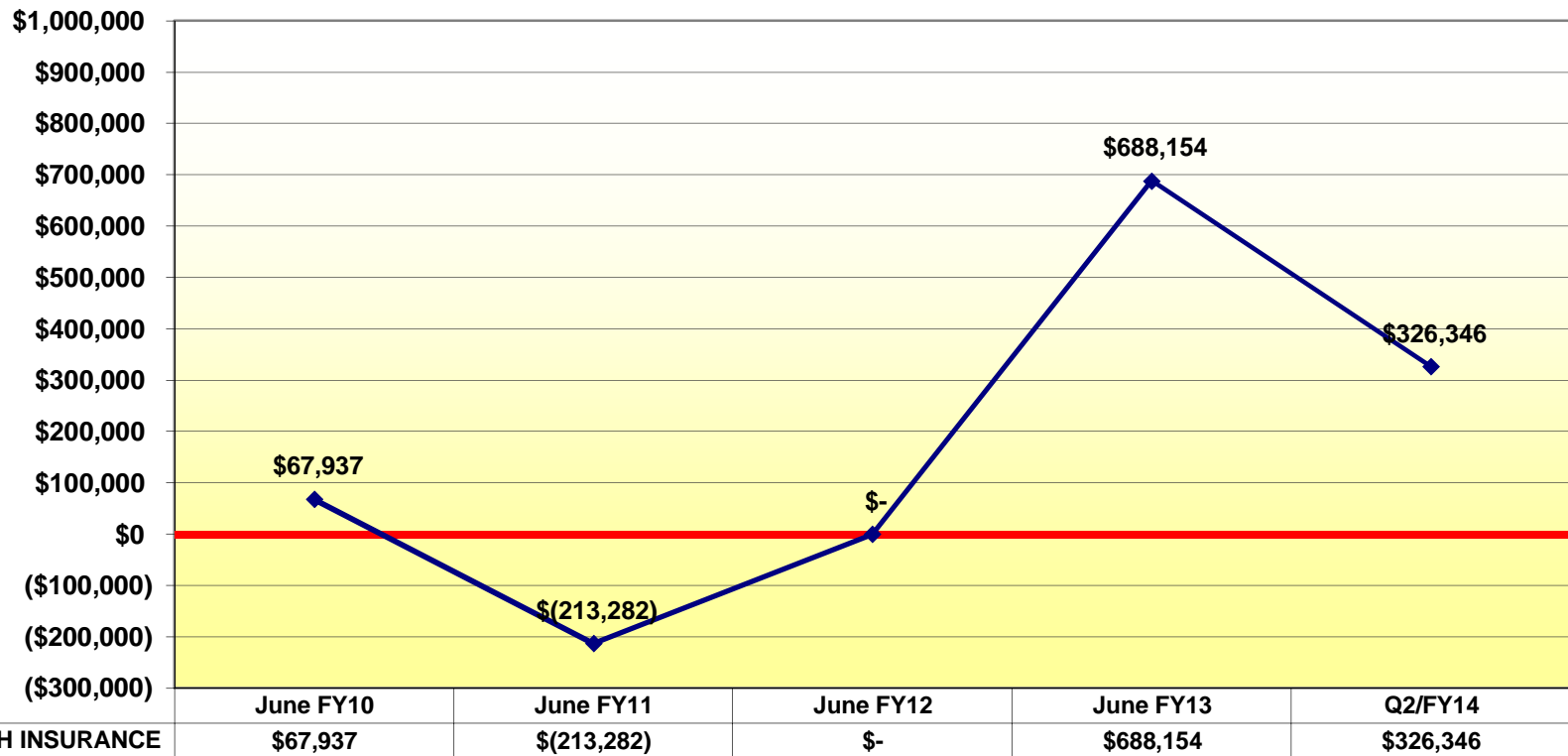


WATER & WASTEWATER CASH BALANCE, FY14 (Cash less Restricted Cash) FIVE YEAR COMPARISON



	June FY10	June FY11	June FY12	June FY13	Q2/FY14
·WATER	\$3,006,072	\$4,796,660	\$6,600,268	\$8,527,349	\$10,774,349
·WASTEWATER	\$4,758,184	\$5,092,564	\$6,404,511	\$7,610,773	\$7,381,525

HEALTH INSURANCE FUND CASH BALANCE, FY14 FIVE YEAR COMPARISON



◆ HEALTH INSURANCE

701 Balance Sheet at 12/31/13			
<u>Assets</u>	Cash	\$	326,346
	Total Assets		\$ 326,346
<u>Liabilites</u>	Vouchers Payable	\$	59,297
	Claims Payable		(1,361)
	Payable to 408 Fund		-
	Total Liabilities		57,935
	<u>Fund Balance</u>		<u>\$ (384,282)</u>