

CITY OF FARMINGTON

AMERICAN RECOVERY AND REINVESTMENT ACT UPDATE

Report Date: 12/8/09

Update includes reports on:

- * ARRA Fund Estimated Allocation by Recipient Nationwide
- * ARRA Fund Estimated Allocation for the State of NM
- * Summary of Recipients in San Juan County
- * San Juan County Recipient Detail
- * Reconciliation between State of NM and Council Report dated 11/17/09
- * Summary of Recipients in La Plata County
- * Detail of Recipients in La Plata County

City of Farmington
ARRA Fund Estimated Allocation by Recipient Nationwide

Ranking	Recipient	% of total	Recipient- as of 10/30/09	Agency-as of 12/1/09	Total Funding
1	California	9.8%	\$ 18,534,842,086	\$ 28,953,231,546	\$ 47,488,073,632
2	New York	6.3%	10,599,031,205	19,958,001,890	30,557,033,095
3	Texas	6.0%	10,680,465,910	18,372,375,509	29,052,841,419
4	Florida	4.0%	6,779,162,052	12,670,557,378	19,449,719,430
5	Illinois	3.7%	6,425,353,559	11,567,559,916	17,992,913,475
6	Pennsylvania	3.0%	4,527,781,391	9,902,486,662	14,430,268,053
7	Ohio	2.9%	5,056,329,654	8,806,027,279	13,862,356,933
8	Washington	2.7%	5,425,578,941	7,570,336,723	12,995,915,664
9	Michigan	2.6%	5,210,979,620	7,649,983,259	12,860,962,879
10	Georgia	2.3%	4,195,607,130	6,876,283,539	11,071,890,669
11	North Carolina	2.2%	4,278,468,699	6,521,010,125	10,799,478,824
12	Massachusetts	2.1%	3,889,303,659	6,422,419,738	10,311,723,397
13	New Jersey	2.0%	3,860,931,338	5,965,516,222	9,826,447,560
14	Tennessee	1.9%	3,753,201,686	5,600,658,969	9,353,860,655
15	Virginia	1.9%	3,444,947,494	5,650,068,045	9,095,015,539
16	South Carolina	1.8%	3,810,181,377	4,973,352,087	8,783,533,464
17	Arizona	1.7%	2,841,731,609	5,582,986,814	8,424,718,423
18	Maryland	1.7%	3,178,478,188	5,070,909,809	8,249,387,997
19	Indiana	1.7%	3,046,340,935	5,085,697,869	8,132,038,804
20	Missouri	1.6%	2,826,256,413	4,912,427,182	7,738,683,595
21	Minnesota	1.4%	2,575,089,480	4,284,519,114	6,859,608,594
22	Colorado	1.4%	2,627,726,557	4,097,991,731	6,725,718,288
23	Wisconsin	1.4%	2,411,740,471	4,206,174,524	6,617,914,995
24	Alabama	1.3%	2,492,509,402	3,580,776,869	6,073,286,271
25	Louisiana	1.2%	2,256,113,329	3,701,455,490	5,957,568,819
26	Puerto Rico	1.2%	1,936,135,565	3,748,020,081	5,684,155,646
27	Kentucky	1.2%	2,236,628,655	3,423,484,003	5,660,112,658
28	District of Columbia	1.1%	2,820,400,004	2,653,667,012	5,474,067,016
29	Oregon	1.1%	1,832,055,076	3,367,796,553	5,199,851,629
30	Oklahoma	1.1%	2,023,730,219	3,117,504,978	5,141,235,197
31	Connecticut	1.0%	1,696,726,074	2,953,944,171	4,650,670,245
32	Mississippi	0.9%	1,702,695,437	2,569,321,011	4,272,016,448
33	New Mexico*	0.9%	1,616,081,094	2,581,372,890	4,197,453,984
34	Iowa	0.8%	1,506,236,417	2,502,254,086	4,008,490,503
35	Arkansas	0.8%	1,360,158,483	2,476,817,399	3,836,975,882
36	Kansas	0.7%	1,313,579,642	2,232,926,455	3,546,506,097
37	Utah	0.7%	1,502,981,542	2,016,704,447	3,519,685,989
38	Idaho	0.6%	1,222,995,124	1,753,937,613	2,976,932,737
39	Nevada	0.6%	987,895,427	1,883,309,306	2,871,204,733
40	Alaska	0.6%	1,240,659,446	1,580,454,724	2,821,114,170
41	West Virginia	0.5%	1,043,406,140	1,600,436,672	2,643,842,812
42	Hawaii	0.5%	820,478,467	1,519,523,404	2,340,001,871
43	Montana	0.5%	877,010,517	1,417,796,610	2,294,807,127
44	Nebraska	0.5%	856,998,995	1,408,905,607	2,265,904,602
45	New Hampshire	0.4%	693,066,327	1,486,296,345	2,179,362,672
46	Maine	0.4%	754,150,076	1,418,487,961	2,172,638,037
47	Rhode Island	0.4%	673,198,087	1,111,778,877	1,784,976,964
48	South Dakota	0.4%	703,218,503	1,055,462,732	1,758,681,235
49	North Dakota	0.3%	698,697,685	915,924,745	1,614,622,430
50	Delaware	0.3%	514,358,218	908,487,255	1,422,845,473
51	Vermont	0.2%	471,106,759	712,035,515	1,183,142,274
52	Wyoming	0.2%	476,386,519	657,359,369	1,133,745,888

City of Farmington
 ARRA Fund Estimated Allocation by Recipient Nationwide

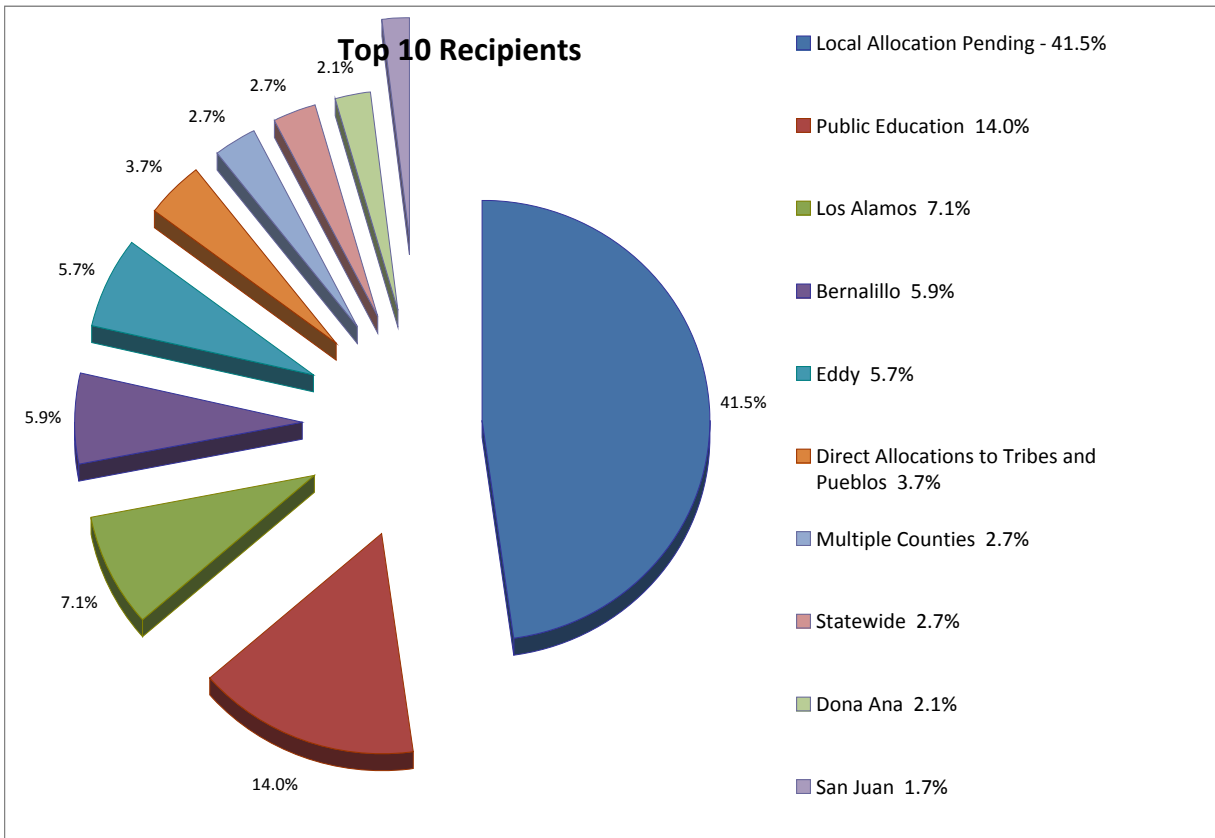
Ranking	Recipient	% of total	Recipient- as of 10/30/09	Agency-as of 12/1/09	Total Funding
53	Guam	0.1%	220,981,563	183,903,802	404,885,365
54	U.S. Virgin Islands	0.0%	93,243,205	133,744,148	226,987,353
55	Northern Mariana Islands	0.0%	44,325,353	53,079,058	97,404,411
56	American Samoa	0.0%	1,466,100	69,624,786	71,090,886
57	Federated States of Micronesia	0.0%	-	5,145,701	5,145,701
58	U.S. Minor Outlying Islands	0.0%	71,695	4,500,000	4,571,695
59	Marshall Islands	0.0%	959,885	2,990,336	3,950,221
60	Palau	0.0%	1,111,858	2,359,949	3,471,807
61	Not Assigned	13.4%	33,982,469	65,150,934,886	65,184,917,355
Grand Total		100%	\$158,705,328,811	\$326,663,100,776	\$485,368,429,587

Source: www.recovery.gov

*Nationwide data does not agree to state data. Nationwide detail not available to locate reconciling differences.

Ranking	County	% of Total	Total Funding
1	Local Allocation Pending	41.5%	\$ 1,395,264,373
2	Public Education	14.0%	470,815,220
3	Los Alamos	7.1%	239,167,340
4	Bernalillo	5.9%	199,590,670
5	Eddy	5.7%	191,331,618
6	Direct Allocations to Tribes and Pueblos	3.7%	123,822,674
7	Multiple Counties	2.7%	89,974,528
8	Statewide	2.7%	89,146,418
9	Dona Ana	2.1%	70,749,799
10	San Juan	1.7%	57,599,355
11	Sandoval	1.4%	47,797,850
12	Rio Arriba	1.3%	44,862,383
13	Santa Fe	1.1%	36,302,870
14	Otero	1.0%	34,147,069
15	Curry	1.0%	33,075,639
16	Guadalupe	0.8%	27,689,549
17	Lincoln	0.8%	27,169,934
18	Taos	0.7%	22,890,356
19	Quay	0.7%	22,363,863
20	All Remaining Counties	4.1%	137,900,217
Grand Total		100%	\$ 3,361,661,725

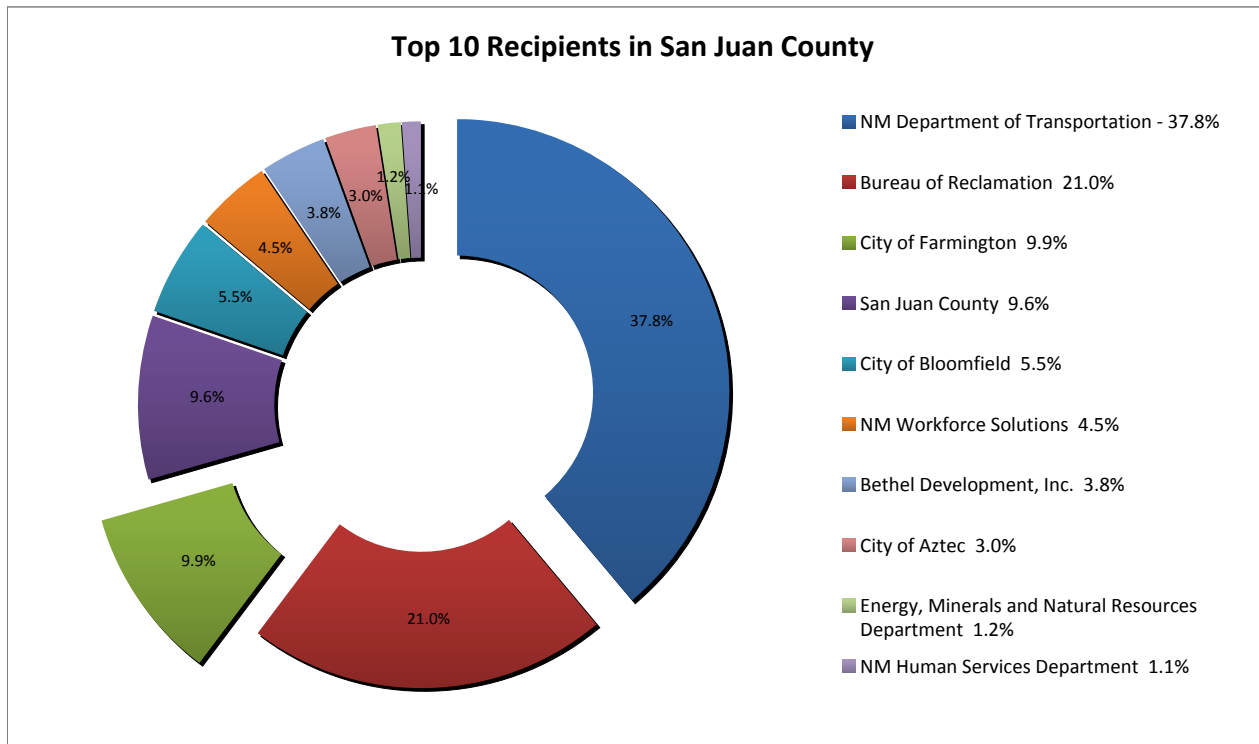
Source: State of New Mexico Recovery website- www.recovery.state.nm.us



City of Farmington
 ARRA Fund Estimated Allocation
 Summary of Recipients in San Juan County
 As of 11/13/09

Ranking	Entity	% of Total	Total Funding
1	NM Department of Transportation	37.8%	\$ 21,800,000
2	Bureau of Reclamation	21.0%	12,120,000
3	City of Farmington	9.9%	5,728,632
4	San Juan County	9.6%	5,505,772
5	City of Bloomfield	5.5%	3,183,187
6	NM Workforce Solutions	4.5%	2,593,248
7	Bethel Development, Inc.	3.8%	2,216,604
8	City of Aztec	3.0%	1,728,414
9	Energy, Minerals and Natural Resources Department	1.2%	700,000
10	NM Human Services Department	1.1%	629,132
11	San Juan College	0.8%	475,000
12	San Juan County Housing Authority	0.6%	344,810
13	The Grant Experts	0.4%	249,716
14	US National Park Service	0.4%	234,000
15	PMS	0.1%	49,500
16	Souder Miller Engineers, Inc.	0.1%	29,000
17	NM Department of Health	0.0%	12,340
Grand Total		100%	\$ 57,599,355

Source: State of New Mexico Recovery website- www.recovery.state.nm.us



City of Farmington
ARRA Fund Estimated Allocation
San Juan County Recipient Detail
As of 11/13/09

Entity	Program	Description	Total Funding
Bethel Development, Inc.	Tax Credit Assistance Program	La Terraza Apartments in Farmington	2,216,604
Bethel Development, Inc. Total			\$ 2,216,604
Bureau of Reclamation	Bureau of Reclamation Construction	Animas-La Plata Project, Navajo Nation Municipal Pipeline and other Four Corners Projects	12,120,000
Bureau of Reclamation Total			\$ 12,120,000
City of Aztec	Byrne Justice Assistance Grants	Locally determined projects	\$ 28,414
City of Aztec	Surface Transportation Program-Discretionary	East arterial	1,700,000
City of Aztec Total			\$ 1,728,414
City of Bloomfield	Energy Efficiency and Conservation Block Grant	Sidewalks, Bike Paths, and Energy Efficiency Upgrades	\$ 397,000
City of Bloomfield	Clean water state revolving funds	Improvements to water and wastewater treatment plant	1,320,815
City of Bloomfield	Community Development Block Grant Program	City of Bloomfield street improvements	500,000
City of Bloomfield	Byrne Justice Assistance Grants	Locally determined projects	65,372
City of Bloomfield	Surface Transportation Program-Discretionary	West Maple Street Reconstruction	900,000
City of Bloomfield Total			\$ 3,183,187
City of Farmington	Energy Efficiency and Conservation Block Grant	Locally determined projects	\$ 191,800
City of Farmington	Capitalization grants for drinking water state revolving funds	Animas Street Waterline Project	2,109,688
City of Farmington	Community Development Block Grant Program	Sycamore park sidewalks & San Juan County Partnership Rental Assistance	116,504
City of Farmington	Byrne Justice Assistance Grants	Locally determined projects	291,095
City of Farmington	Byrne Justice Assistance Grants	Region II grant	164,103
City of Farmington	Community Oriented Policing Services (COPS)	Five officers three years	1,065,130
City of Farmington	Surface Transportation Program-Discretionary	Wildflower widening project	1,000,000
City of Farmington	Transit capital grants	Trolley replacement	790,312
City of Farmington Total			\$ 5,728,632
Energy, Minerals and Natural Resources Dept	Hazardous Fuels Reduction Project	San Juan County Riparian Restoration Project	700,000
Energy, Minerals and Natural Resources Dept Total			\$ 700,000
NM Department of Health	Women, Infants and Children Formula Grant	Program services and benefits	12,340
NM Department of Health Total			\$ 12,340
NM Department of Transportation	Surface Transportation Program-Highways	US 491-Tohatchi South to Shiprock	21,800,000
NM Department of Transportation Total			\$ 21,800,000
NM Human Services Department	Child Support Enforcement Incentive Grant	Program services and benefits	\$ 151,130
NM Human Services Department	Community Service Block Grant	Program services and benefits	419,831
NM Human Services Department	Emergency Food Assistance Program	Program services and benefits	58,171
NM Human Services Department Total			\$ 629,132
NM Workforce Solutions	Employment services	Program services and benefits	\$ 71,629
NM Workforce Solutions	Re-employment services	Program services and benefits	119,382
NM Workforce Solutions	Unemployment insurance benefits increase	UI System upgrade and safety improvements at field office	161,853

City of Farmington
ARRA Fund Estimated Allocation
San Juan County Recipient Detail
As of 11/13/09

Entity	Program	Description	Total Funding
NM Workforce Solutions	Weekly Unemployment Insurance benefits increase	Program services and benefits	1,655,117
NM Workforce Solutions	Workforce Investment Act	Program services and benefits	585,267
NM Workforce Solutions Total			\$ 2,593,248
PMS	Special Education-Part C	Early intervention for infants and toddlers with disabilities	49,500
PMS Total			\$ 49,500
San Juan College	State Energy Program	Solar Power System, Energy Efficiency Replacement, Wind Generation Training	475,000
San Juan College Total			\$ 475,000
San Juan County	Energy Efficiency and Conservation Block Grant	Locally determined projects	\$ 329,400
San Juan County	Emergency food and shelter	Program services and benefits	22,578
San Juan County	Byrne Justice Assistance Grants	Sub-recipient of the City of Farmington grant	153,794
San Juan County	Surface Transportation Program-Discretionary	Bridge #8116 on CR 2900	1,000,000
San Juan County	Surface Transportation Program-Highways	US 491-MP 77 to MP 90 NB	4,000,000
San Juan County Total			\$ 5,505,772
San Juan County Housing Authority	Homeless Prevention	Program services and benefits	344,810
San Juan County Housing Authority Total			\$ 344,810
Souder Miller Engineers, Inc.	Leaking Underground Storage Tank Trust Fund Program	Alliance Service Yard	\$ 17,000
Souder Miller Engineers, Inc.	Leaking Underground Storage Tank Trust Fund Program	Circle K # 469	12,000
Souder Miller Engineers, Inc. Total			\$ 29,000
The Grant Experts	Strengthening Communities Fund-Capacity Building	Program services and benefits	249,716
The Grant Experts Total			\$ 249,716
US National Park Service	National Park Service construction	Aztec Ruins	\$ 83,000
US National Park Service	National Park Service construction	Chaco Culture	151,000
US National Park Service Total			\$ 234,000
Grand Total			\$ 57,599,355

Source: State of New Mexico Recovery website- www.recovery.state.nm.us

City of Farmington
 ARRA Grants City of Farmington
 Reconciliation between State of NM and Council Report dated 11/17/09

ARRA Fund Estimate Allocation Per State of New Mexico:

Energy Efficiency and Conservation Block Grant	Locally determined projects	\$ 191,800
Capitalization grants for drinking water state revolving funds	Animas Street Waterline Project	2,109,688
Community Development Block Grant Program	Sycamore park sidewalks & San Juan County Partnership Rental Assistance	116,504
Byrne Justice Assistance Grants	Locally determined projects	291,095
Byrne Justice Assistance Grants	Region II grant	164,103
Community Oriented Policing Services (COPS)	Five officers three years	1,065,130
Surface Transportation Program-Discretionary	Wildflower widening project	1,000,000
Transit capital grants	Trolley replacement	790,312
Total ARRA Fund Estimate Allocation per State of New Mexico		\$ 5,728,632

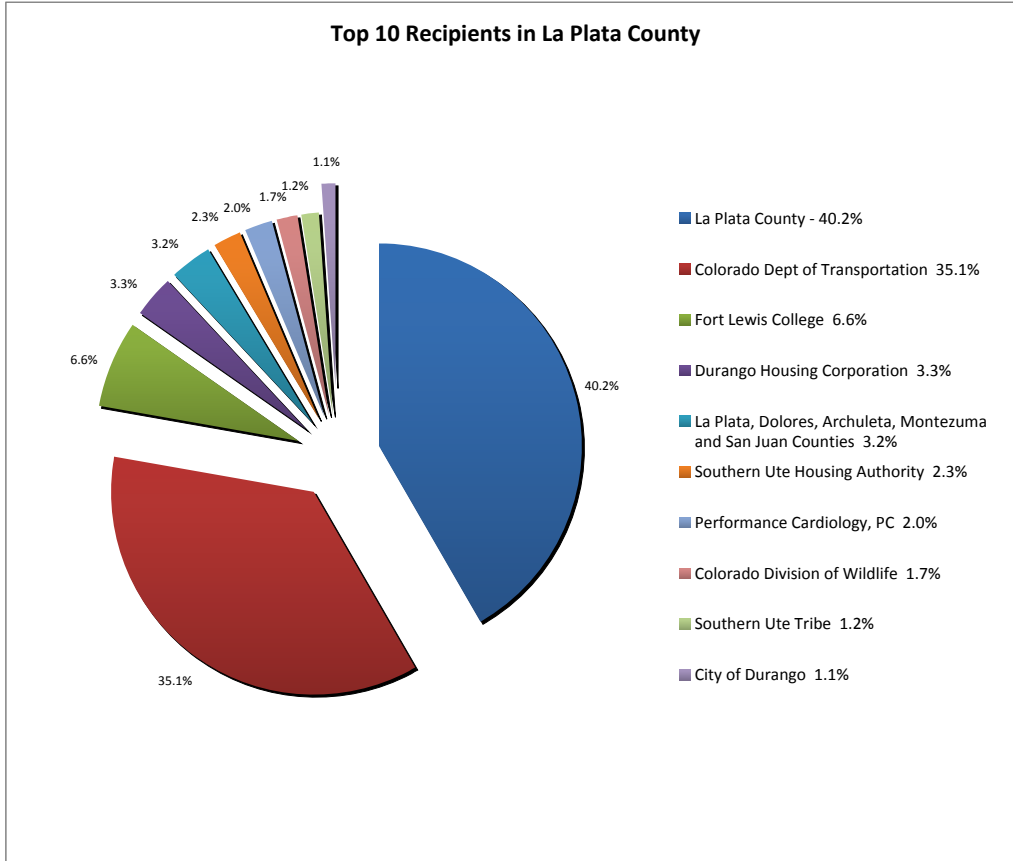
Reconciling Items to Council Report:

Add Grants not included in State listing-	Violence Against Women Inv. & PT Aid	\$ 101,304
	Signal Light LED Replacement	30,000
Less Grants not included in Council Report-	Region II Bryne Justice Assistance Grant	(164,103)
Less ARRA Loan Funds not listed in Council Report-	Animas Street Waterline Project	(1,054,844)
Total Amount Per Council Report		\$ 4,640,989

City of Farmington
 ARRA Funding and Projects
 Summary of Recipients in La Plata County
 As of 10/15/2009

Ranking	Entity	% of Total	Total Funding
1	La Plata County	40.2%	\$ 9,076,890
2	Colorado Dept of Transportation	35.1%	7,919,600
3	Fort Lewis College	6.6%	1,481,310
4	Durango Housing Corporation	3.3%	733,956
5	La Plata, Dolores, Archuleta, Montezuma and San Juan Counties	3.2%	716,452
6	Southern Ute Housing Authority	2.3%	519,790
7	Performance Cardiology, PC	2.0%	458,000
8	Colorado Division of Wildlife	1.7%	393,045
9	Southern Ute Tribe	1.2%	269,479
10	City of Durango	1.1%	249,216
11	Town of Bayfield	0.9%	193,956
12	Town of Ignacio	0.8%	182,183
13	Durango 4-C Council	0.6%	135,476
14	Rose Pedals	0.5%	123,500
15	JB Sittner Trucking, LLC	0.5%	108,000
16	Southern Ute Tribal Council	0.0%	10,608
Grand Total		100%	\$ 22,571,461

Source: www.colorado.gov



City of Farmington
ARRA Funding and Projects
Detail of Recipients in La Plata County
As of 10/15/2009

Entity	Program	Description	Total Funding
City of Durango	Byrne Justice Assistance Grants		\$ 164,559
City of Durango	VAWA Assistance funds/Governor's Memorandum	Violence Prevention Coalition of SW Colorado	84,657
City of Durango Total			\$ 249,216
Colorado Dept of Transportation		US 160 East of Durango	\$ 3,919,600
Colorado Dept of Transportation		US 160 between Shaw Creek and Del Norte	4,000,000
Colorado Dept of Transportation Total			\$ 7,919,600
Colorado Division of Wildlife	8 employees	Reduce fuels on 1,339 acres in the Perin's Peak State Wildlife Area. In addition, plant 30,000 ponderosa pine seedlings to reforest 10 acres damaged by wildfire.	393,045
Colorado Division of Wildlife Total			\$ 393,045
Durango 4-C Council	Head Start 2009 COLA Quality Improvement Funding		135,476
Durango 4-C Council Total			\$ 135,476
Durango Housing Corporation	Section 8 Housing Assistance Payments Program		733,956
Durango Housing Corporation Total			\$ 733,956
Fort Lewis College	Grants		1,481,310
Fort Lewis College Total			\$ 1,481,310
JB Sittner Trucking, LLC	Small business loan	Aid small business	108,000
JB Sittner Trucking, LLC Total			\$ 108,000
La Plata County	Byrne Justice Assistance Grants		\$ 145,844
La Plata County	Energy Efficiency Conservation Block Grants		71,900
La Plata County	Weatherization	Improve energy efficiency in low income homes	265,270
La Plata County	State Fiscal Stabilization Funds (K-12)	Maintain K-12 education programs	1,146,700
La Plata County	State Fiscal Stabilization Funds (higher education)	Maintain higher education programs	3,798,508
La Plata County	Title I funds for low income schools		398,559
La Plata County	IDEA Part B funds for services to disabled students		1,549,521
La Plata County	IDEA Part B funds for services to disabled preschool students		55,076
La Plata County	Emergency Unemployment Compensation program	Provide up to 20 weeks of benefits to eligible jobless workers.	1,228,737
La Plata County	Federal Additional Compensation program	Increases weekly benefit allowance for unemployment benefits for eligible individuals.	416,775
La Plata County Total			\$ 9,076,890
La Plata, Dolores, Archuleta, Montezuma and San Juan Counties	Community Service Block Grants	Community Service	\$ 227,262
La Plata, Dolores, Archuleta, Montezuma and San Juan Counties	Workforce Investment Act Fund	Adult, dislocated worker, youth and summer programs	326,918
La Plata, Dolores, Archuleta, Montezuma and San Juan Counties	Wagner Peyser (WP) & Reemployment Services (RES)		162,272
La Plata, Dolores, Archuleta, Montezuma and San Juan Counties Total			\$ 716,452
Performance Cardiology, PC	Small business loan	Aid small business	458,000
Performance Cardiology, PC Total			\$ 458,000

City of Farmington
ARRA Funding and Projects
Detail of Recipients in La Plata County
As of 10/15/2009

Entity	Program	Description	Total Funding
Rose Pedals	Small business loan	Aid small business	123,500
Rose Pedals Total			\$ 123,500
Southern Ute Housing Authority	Section 8 Housing Assistance Payments Program		519,790
Southern Ute Housing Authority Total			\$ 519,790
Southern Ute Tribal Council	CSBGS		10,608
Southern Ute Tribal Council Total			\$ 10,608
Southern Ute Tribe	Byrne Justice Assistance Grants	Drug and family court services	\$ 255,681
Southern Ute Tribe	Workforce Investment Act Allotments to Native American Tribes	Native American organizations to provide training and employment services to Native Americans	13,798
Southern Ute Tribe Total			\$ 269,479
Town of Bayfield	Water Projects	0% interest loan and loan forgiveness to consolidate two wastewater facilities	193,956
Town of Bayfield Total			\$ 193,956
Town of Ignacio	Community Oriented Policing Services (COPS)	One officer 3 years	182,183
Town of Ignacio Total			\$ 182,183
Grand Total			\$ 22,571,461

Source: www.colorado.gov