



FOUR CORNERS REGIONAL AIRPORT

800 Municipal Drive • Farmington, NM 87401-2663

505-599-1394 • FAX 505-599-1397 • www.fmtn.org

AGENDA

City of Farmington Airport Advisory Commission

March 9, 2021



AIRPORT DIVISION; GENERAL SERVICES DEPARTMENT

A G E N D A

Airport Advisory Commission
Executive Conference Room – 800 Municipal Drive
<https://us02web.zoom.us/j/83218540044>
March 9, 2021 at 4:00 p.m.

ITEM		PAGE
1.	Call Meeting to Order	
2.	Approval of Agenda for March 9, 2021	
3.	Approval of Minutes from the February 9, 2021 Airport Advisory Commission Meeting	2
4.	Operations Report	4
5.	Recommendations, discussion, and vote for appointment of new Airport Advisory Commission Pro Tem	
6.	Business from: Chairman Members Staff Floor	
7.	Adjournment	

For information regarding any item scheduled on this Agenda, please contact the Airport Manager's Office at (505) 599-1394.

ATTENTION PERSONS WITH DISABILITIES: The meeting room and facilities are fully accessible to persons with mobility disabilities. If you plan to attend the meeting and will need an auxiliary aid or service, please contact the City Clerk's Office at 599-1106 or 599-1101 prior to the meeting so that arrangements can be made.

M I N U T E S
AIRPORT ADVISORY COMMISSION
February 9, 2021

The Airport Advisory Commission of the City of Farmington met on Tuesday, February 9, 2021, at 4:00 p.m., at <https://us02web.zoom.us/j/89863238933> via Zoom, a web-based video conferencing service.

Members Present: Theresa Pacheco
Pro Tem Richard Roderick
Jonathan Rudolf

Members Absent: Mark Gordon
Wayne Mangum

Staff Present: Mike Lewis, Airport Manager
Jody Carman, Airport Administrative Aide
Anita Vigil, Deputy City Clerk

Others Present(via Zoom): Marieanna Yazzie, Atlantic Aviation

Call to Order

The AAC meeting was called to order at 4:00 p.m. by Pro Tem Richard Roderick, there being a roll call taken and a quorum present, the following proceedings were duly had and taken.

Approval of the February 9, 2021 Agenda

Pro Tem Richard Roderick asked for a motion to approve the agenda for February 9, 2021. A motion was made by Commissioner Theresa Pacheco, and seconded by Commissioner Jon Rudolf to approve the agenda for February 9, 2021, and passed unanimously by a vote of 3-0.

Approval of the Minutes from the November 10, 2020 Regular Meeting of the AAC

Pro Tem Richard Roderick asked for a motion to approve the minutes from November 10, 2020. A motion was made by Commissioner Jon Rudolf, and seconded by Commissioner Theresa Pacheco to approve the minutes of the November 10, 2020 regular meeting of the Airport Advisory Commission, and passed unanimously by a vote of 3-0. A roll call was taken for the agenda and minute approval after the motions were made.

Operations Report

Mike Lewis presented the statistics as they appear in the agenda. Commissioner Jon Rudolf asked if No Worries numbers reflected take out only. Mike Lewis explained their "open air" back room was open for service.

Additional Operations Information

Mike Lewis reported on additional operational items not listed in the agenda.

- 1) The airline industry is still in dismal shape. Mike noted he will continue to forward updates from our consultant as they are received. Mike Lewis reported there is a onetime opportunity to use the grant money to launch air service. He explained it will be wise to have a better feel for success before attempting a restart.
- 2) The design process has been completed for the overhaul of the terminal in order to handle regional jet traffic. That project should go out to bid soon. This project will be accomplished by working through a \$200,000 New Mexico Department of Transportation (NMDOT) State Grant

- 3) An additional grant should be issued very soon by the State. This will include an update to the front and rear of the terminal as well as resurfacing to the airline portion of the ramp.

Pro Tem Richard Roderick inquired if there were architectural drawings created. Mike Lewis responded plans were completed by the architectural company Gensler, of Denver, Colorado. These plans have been approved by federal and local TSA.

- 4) The FAA has indicated they would like to accelerate the overhaul of Runway 5/23 and movement of taxiways B & G in order to be compliant with the Runway Reference Code C-II on Runway 5/23. The original plan was and still is, to operate with a modification to standard with approved procedures to close Taxiways B and G during airline operations. Additionally it is a strong possibility the Federal Government will fund 100% due to Covid Relief Bill.

Mike Lewis asked if there were any questions. There were none.

Discussion and Vote for New Airport Advisory Commission Chairman

Pro Tem Richard Roderick took and roll call to and Theresa Pacheco nominated Pro Tem Richard Roderick for Chairman of the Airport Advisory Commission. Commissioner Jon Rudolf seconded the nomination. The vote was passed unanimously via roll call, by a vote of 3-0.

Business from the Chairman:

Richard Roderick, as newly elected Chairman, said he had no business, questions, or comments at this time.

Business from the Members:

Chairman Richard Roderick asked if there were any questions from the members. Commissioner Jon Rudolf asked if the outer ILS marker had been discontinued. Mike Lewis responded the FAA had decided it would be discontinued, however it was unknown as to when. There were no further questions or comments.

Business from the Staff:

Chairman Richard Roderick asked if there were any questions from staff. There were no questions or comments.

Business from the Floor:

Chairman Richard Roderick asked if anyone from the floor had something to say. There were no questions or comments.

There being no further business to come before the Commission, the February 9, 2021 meeting was adjourned by Chairman Richard Roderick, the motion was made by Commissioner Theresa Pacheco and seconded by Commissioner Jon Rudolf at 4:18 p.m. via roll call.

Richard Roderick – Chairman

Jody Carman – Administrative Aide

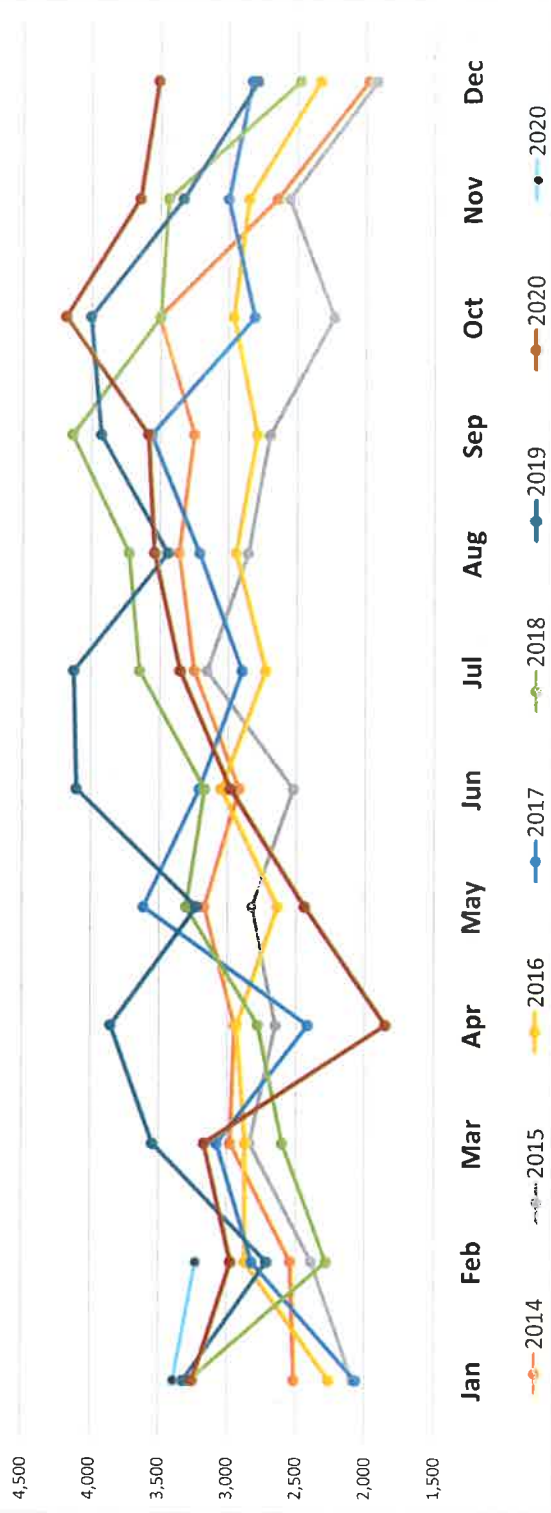
OPERATIONS REPORT

MARCH 2021

Air Traffic Operations 2014-2021


	Jan	Feb	Mar	Apr	May	Jun	Jul	Aug	Sep	Oct	Nov	Dec	Total
2014	2,505	2,531	2,974	2,942	3,164	2,911	3,241	3,354	3,244	3,500	2,638	1,973	34,977
2015	2,086	2,387	2,837	2,651	2,826	2,522	3,154	2,855	2,698	2,230	2,559	1,919	30,724
2016	2,256	2,868	2,868	2,930	2,632	3,046	2,721	2,941	2,786	2,960	2,849	2,330	33,187
2017	2,062	2,821	3,077	2,414	3,613	3,207	2,895	3,207	3,561	2,810	3,000	2,830	35,497
2018	3,273	2,280	2,599	2,779	3,304	3,169	3,646	3,724	4,137	3,495	3,439	2,479	38,324
2019	3,319	2,711	3,544	3,852	3,228	4,103	4,124	3,440	3,928	4,005	3,329	2,789	42,372
2020	3,247	2,970	3,166	1,847	2,434	2,978	3,345	3,533	3,581	4,181	3,641	3,509	38,432
2021	3,393	3,231											6,624

Air Traffic Operations Trend



Monthly Fuel Flowage Report (Gallons)

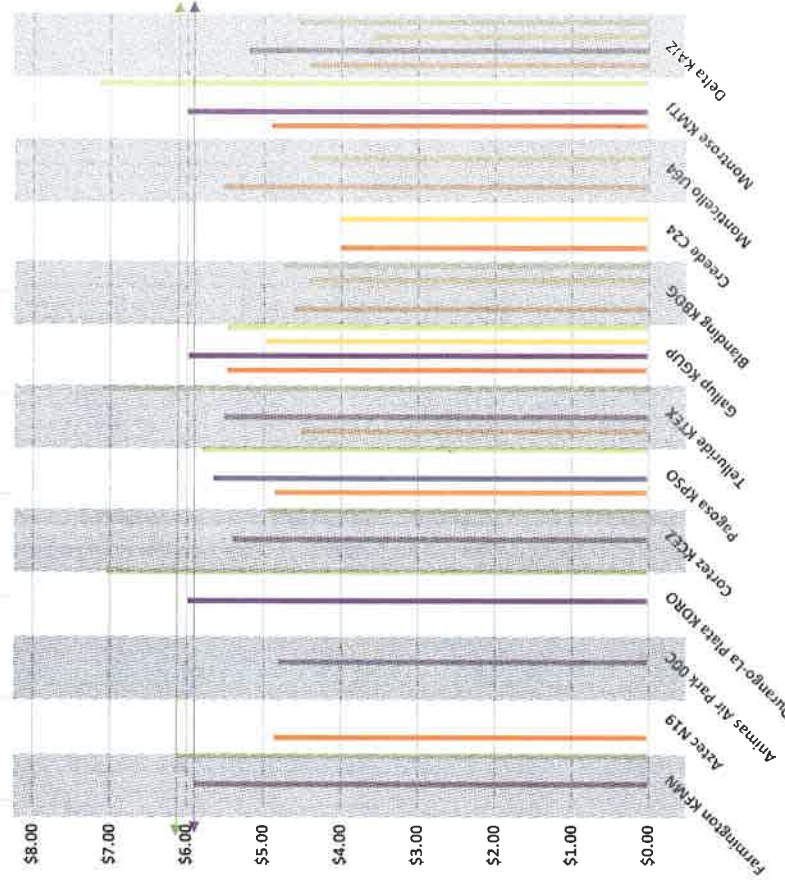
	January	February	March	April	May	June	July	August	September	October	November	December	Total Yearly Fuel
2014 AVGas	8,616	0	0	8,235	8,334	0	0	8,050	0	8,183	8,278	8,511	58,207
2014 Jet A	32,360	32,272	40,234	46,879	23,529	39,471	31,479	46,946	15,407	46,535	31,279	20,577	406,968
2014 Total	40,976	32,272	40,234	55,114	31,863	39,471	31,479	54,996	15,407	54,718	39,557	29,088	465,175
2015 AVGas	0	0	7,994	5,134	7,883	7,987	8,501	11,901	0	11,733	0	0	61,133
2015 Jet A	23,828	15,829	24,165	31,849	30,800	30,570	31,554	31,314	30,997	23,485	30,241	31,430	336,062
2015 Total	23,828	15,829	32,159	36,983	38,683	38,557	40,055	43,215	30,997	35,218	30,241	31,430	397,195
2016 AVGas	8,531	0	10,952	0	7,820	8,090	3,933	7,838	8,032	0	10,267	8,008	73,471
2016 Jet A	15,806	15,463	23,704	20,994	15,435	23,564	7,717	23,305	14,882	22,391	7,436	21,463	212,160
2016 Total	24,337	15,463	34,656	20,994	23,255	31,654	11,650	31,143	22,914	22,391	17,703	29,471	285,631
2017 AVGas	8,008	0	0	8,001	8,238	8,044	8,322	0	4,122	8,053	0	8,102	60,890
2017 Jet A	20,457	21,783	22,717	13,439	20,947	29,117	26,813	22,766	22,521	23,148	15,670	15,763	255,141
2017 Total	28,465	21,783	22,717	21,440	29,185	37,161	35,135	22,766	26,643	31,201	15,670	23,865	316,031
2018 AVGas	8,179	997	0	8,121	7,945	0	7,771	7,962	7,933	3,007	8,145	0	60,060
2018 Jet A	23,382	23,821	15,625	23,408	7,759	22,660	22,373	20,001	20,296	22,679	30,621	15,330	247,955
2018 Total	31,561	24,818	15,625	31,529	15,704	22,660	30,144	27,963	28,229	25,666	38,766	15,330	308,015
2019 AVGas	8,069	0	8,146	0	8,393	7,857	7,974	7,770	16,026	0	8,065	4,947	77,247
2019 Jet A	15,141	23,126	23,147	22,566	23,067	14,892	14,923	22,453	30,059	15,273	23,160	20,046	247,853
2019 Total	23,210	23,126	31,293	22,566	31,460	22,749	22,897	30,223	46,085	15,273	31,225	24,993	325,100
2020 AVGas	5,261	4,921	3,621	0	0	8,079	0	7,792	7,997	0	7,986	3,951	49,608
2020 Jet A	22,615	16,995	18,247	0	22,473	14,918	22,476	14,963	14,980	14,980	15,101	22,728	200,377
2020 Total	27,876	21,916	21,868	0	22,473	22,997	22,476	22,673	22,960	14,980	23,087	26,679	249,985
2021 AVGas	4,381	0	0	0	0	0	0	0	0	0	0	0	4,381
2021 Jet A	15,250	22,676	0	0	0	0	0	0	0	0	0	0	37,926
2021 Total	19,631	22,676	0	0	0	0	0	0	0	0	0	0	42,307



REGIONAL FUEL PRICING
 March, 2021 - AirNav.com



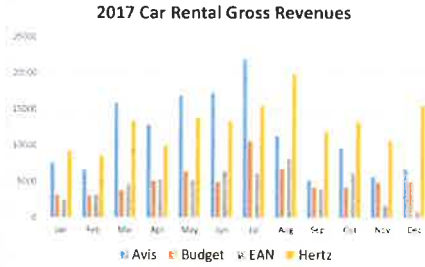
	100 LL SELF serve	100 LL FULL serve	Jet A SELF serve	Jet A FULL serve
Farmington KFMN		\$5.90		\$6.13
Difference				
Regional AVG	\$4.79	\$5.56	\$4.24	\$6.04
Difference	\$1.11	\$0.34	\$1.89	\$0.09
Aztec N19	\$4.85			
Difference	\$1.05			
Animas Air Park 00C	\$4.80	\$4.80		
Difference	\$1.10			
Durango-La Plata KDRO	\$5.98	\$0.08		\$7.05
Difference				\$0.92
Cortez KCEZ	\$5.40	\$5.40	\$4.95	
Difference	\$0.50		\$1.18	
Pagosa KPSO	\$4.85	\$5.65	\$5.80	
Difference	\$1.05	\$0.25	\$0.33	
Telluride KTEX	\$4.51	\$5.51	\$7.09	
Difference	\$1.39	\$0.39	\$0.96	
Gallup KGUP	\$5.47	\$5.97	\$4.97	\$5.47
Difference	\$0.43	\$0.07	\$1.16	\$0.66
Blanding KBDG	\$4.60	\$4.40	\$4.40	\$4.75
Difference	\$1.30	\$1.64	\$1.38	
Creede C24	\$4.00	\$4.00	\$4.00	
Difference	\$1.90	\$2.13		
Monticello U64	\$5.52	\$4.40	\$4.40	
Difference	\$0.38	\$1.73		
Montrose KMTJ	\$4.90	\$6.00	\$7.15	
Difference	\$1.00	\$0.10	\$1.02	
Delta KAIZ	\$4.40	\$5.20	\$3.60	\$4.55
Difference	\$1.50	\$0.70	\$2.53	\$1.58



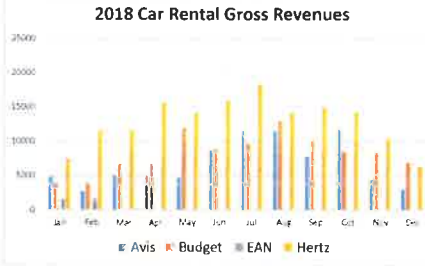
■ 100 LL SELF serve
 ■ 100 LL FULL serve
 ■ Jet A SELF serve
 ■ Jet A FULL serve

Car Rental Gross Revenues

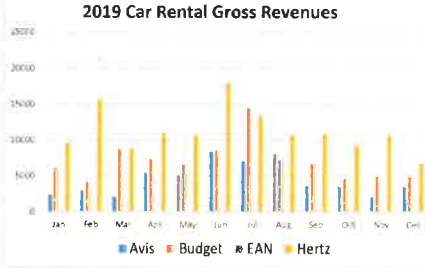
2017	Avis	Budget	EAN	Hertz	TOTALS
Jan	\$7,609	\$3,052	\$2,422	\$9,194	\$22,277
Feb	\$6,696	\$3,105	\$3,169	\$8,604	\$21,574
Mar	\$15,889	\$3,742	\$4,682	\$13,394	\$37,707
Apr	\$12,848	\$5,106	\$5,371	\$9,986	\$33,311
May	\$16,912	\$6,301	\$5,258	\$13,745	\$42,216
Jun	\$17,292	\$4,880	\$6,441	\$13,299	\$41,912
Jul	\$21,953	\$10,585	\$6,232	\$15,532	\$54,302
Aug	\$11,314	\$6,726	\$8,082	\$19,827	\$45,949
Sep	\$5,227	\$4,189	\$4,026	\$11,930	\$25,372
Oct	\$9,612	\$4,249	\$6,219	\$13,271	\$33,351
Nov	\$5,725	\$4,876	\$1,731	\$10,671	\$23,003
Dec	\$6,725	\$4,939	\$897	\$15,485	\$28,046
	\$137,802	\$61,760	\$54,630	\$164,938	



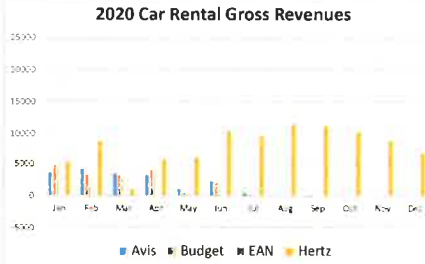
2018	Avis	Budget	EAN	Hertz	TOTALS
Jan	\$4,872	\$3,955	\$1,592	\$7,385	\$17,804
Feb	\$2,715	\$3,882	\$1,653	\$11,644	\$19,894
Mar	\$5,122	\$6,723	\$0	\$11,716	\$23,561
Apr	\$5,122	\$6,723	\$0	\$15,647	\$27,492
May	\$4,699	\$11,918	\$0	\$14,135	\$30,752
Jun	\$8,803	\$8,800	\$0	\$15,943	\$33,546
Jul	\$11,585	\$9,660	\$0	\$18,297	\$39,542
Aug	\$11,592	\$12,894	\$0	\$14,170	\$38,656
Sep	\$7,802	\$10,092	\$0	\$14,939	\$32,833
Oct	\$11,778	\$8,452	\$0	\$14,263	\$34,493
Nov	\$4,548	\$8,545	\$0	\$10,477	\$23,570
Dec	\$3,027	\$6,882	\$0	\$6,309	\$16,218
	\$81,666	\$98,626	\$3,246	\$164,926	



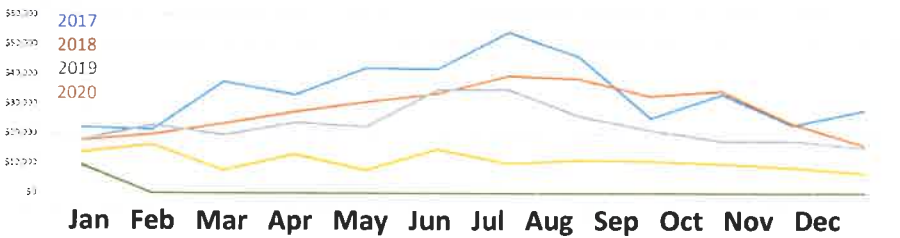
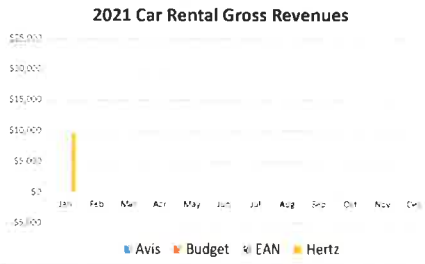
2019	Avis	Budget	EAN	Hertz	TOTALS
Jan	\$2,374	\$6,002		\$9,657	\$18,033
Feb	\$3,083	\$4,266		\$15,673	\$23,022
Mar	\$2,117	\$8,757		\$8,879	\$19,753
Apr	\$5,457	\$7,343		\$11,057	\$23,857
May	\$5,170	\$6,565		\$10,694	\$22,429
Jun	\$8,379	\$8,505		\$18,013	\$34,897
Jul	\$7,077	\$14,480		\$13,399	\$34,956
Aug	\$8,078	\$7,244		\$10,639	\$25,961
Sep	\$3,645	\$6,773		\$10,851	\$21,269
Oct	\$3,566	\$4,715		\$9,271	\$17,552
Nov	\$2,136	\$4,962		\$10,582	\$17,680
Dec	\$3,554	\$4,871		\$6,794	\$15,219
	\$64,636	\$84,483	\$0	\$136,509	



2020	Avis	Budget	EAN	Hertz	TOTALS
Jan	\$3,714	\$4,851		\$5,339	\$13,904
Feb	\$4,329	\$3,388		\$8,708	\$16,425
Mar	\$3,571	\$3,303		\$1,062	\$7,936
Apr	\$3,310	\$4,124		\$5,806	\$13,240
May	\$1,180	\$545		\$6,133	\$7,858
Jun	\$2,350	\$2,212		\$10,306	\$14,868
Jul	\$522	\$192		\$9,450	\$10,164
Aug	-\$107	-\$2		\$11,371	\$11,263
Sep	-\$198	-\$13		\$11,107	\$10,896
Oct	-\$58	-\$43		\$10,162	\$10,061
Nov	-\$64	\$0		\$8,792	\$8,728
Dec	\$0	\$0		\$6,800	\$6,800
	\$18,649	\$18,568	\$0	\$96,036	



2021	Avis	Budget	EAN	Hertz	TOTALS
Jan	-\$5	-\$7		\$9,584	\$9,572
Feb					\$0
Mar					\$0
Apr					\$0
May					\$0
Jun					\$0
Jul					\$0
Aug					\$0
Sep					\$0
Oct					\$0
Nov					\$0
Dec					\$0
	-\$5	-\$7	\$0	\$9,584	



NO WORRIES Total Gross Sales 2017 - 2021

Compared to ZEBRAS Total Gross Sales 2013

	2021 NO WORRIES	2020 NO WORRIES	2019 NO WORRIES	2018 NO WORRIES	2017 NO WORRIES	2013 ZEBRAS
Jan	59,098	66,089	78,428	74,329	78,768	78,032
Feb	67,740	65,416	75,606	63,743	76,526	76,122
Mar		45,774	98,851	92,214	93,996	100,762
Apr		8,227	79,586	73,276	93,815	76,036
May		10,474	87,072	91,388	96,229	79,155
Jun		69,017	100,014	99,896	99,917	74,843
Jul		85,571	87,634	90,514	98,353	70,972
Aug		105,909	96,415	89,183	82,752	86,944
Sep		115,079	90,911	100,971	100,501	100,379
Oct		101,975	72,759	90,005	94,438	108,853
Nov		44,568	72,108	83,068	68,349	95,693
Dec		44,523	97,434	106,814	92,167	102,835
	126,838	762,622	1,036,818	1,055,401	1,075,811	1,050,626

