



# **FOUR CORNERS REGIONAL AIRPORT**

800 Municipal Drive • Farmington, NM 87401-2663  
505-599-1394 • FAX 505-599-1397 • www.fmtn.org

# **AGENDA**

## City of Farmington Airport Advisory Commission

July 9, 2019



AIRPORT DIVISION; GENERAL SERVICES DEPARTMENT

# A G E N D A

Airport Advisory Commission  
Executive Conference Room – 800 Municipal Drive  
July 9, 2019 at 4:00 p.m.

<b>ITEM</b>		<b>PAGE</b>
1.	Call Meeting to Order	
2.	Approval of Agenda for July 9, 2019	1
3.	Approval of Minutes from the June 11, 2019 Airport Advisory Commission Meeting	2
4.	Operations Report	4
5.	Business from: Chairman Members Staff Floor	
6.	Adjournment	

For information regarding any item scheduled on this Agenda, please contact the Airport Manager's Office at (505) 599-1394.

*ATTENTION PERSONS WITH DISABILITIES: The meeting room and facilities are fully accessible to persons with mobility disabilities. If you plan to attend the meeting and will need an auxiliary aid or service, please contact the City Clerk's Office at 599-1106 or 599-1101 prior to the meeting so that arrangements can be made.*

**M I N U T E S**  
**AIRPORT ADVISORY COMMISSION**  
**June 11, 2019**

The Airport Advisory Commission of the City of Farmington met on Tuesday, June 11, 2019, at 4:00 p.m., in the City of Farmington Executive Conference Room, 800 Municipal Drive, Farmington, New Mexico.

**Members Present:** Richard Neely, Chairman  
Johnny Arrington, Pro-Tem  
Theresa Pacheco  
Richard Roderick  
Jon Rudolf, Alternate

**Members Absent:** Mark Gordon

**Staff Present:** Jody Carman, Administrative Aide  
Julie Baird, Assistant City Manager

**Others Present:** Felicia Bekis, Atlantic Aviation  
Marieanna Yazzie, Atlantic Aviation

**Call to Order**

The AAC meeting was called to order at 4:00 p.m. by Chairman Richard Neely, there being a quorum present the following proceedings were duly had and taken.

**Approval of the June 11, 2019 Agenda**

Chairman Richard Neely asked for a motion to approve the agenda for June 11, 2019. He asked if anyone had changes or wanted a discussion. A motion was made by Theresa Pacheco and seconded by Richard Roderick to approve the agenda for June 11, 2019 and passed unanimously by a vote of 5-0.

**Approval of the Minutes from the May 14, 2019, Regular Meeting of the AAC**

Chairman Richard Neely asked for a motion to approve the minutes from May 14, 2019. He asked if anyone had any changes or wanted a discussion. A motion was made by Johnny Arrington and seconded by Richard Roderick to approve the minutes of the May 14, 2019 regular meeting of the Airport Advisory Commission and passed unanimously by a vote of 5-0.

**Operations Report**

As Mike Lewis is attending the FAA Airport Conference in Dallas/Ft. Worth this week, Administrative Aide Jody Carman reported from the charts included in the Agenda.

**Additional Operations Information**

Administrative Aide Jody Carman reported on additional operational items not listed in the agenda.

1. It was noted Airport Manager Mike Lewis was attending the FAA Airports Conference in Dallas/Ft. Worth. The event includes three (3) days of meetings, trainings, and policy discussions regarding the FAA regulatory oversight and grant management staff items.
2. Construction process is moving forward with the pre-bid meeting scheduled for June 18, 2019 and for bid award scheduled for June 26, 2019.
3. Policy research and process for the UAVs (drones) flying within city limits has not been started yet.
4. Airport maintenance crew is mowing, weed spraying, and touching up airfield surface paint.
5. Gary Mize Hangar-8 still needs hangar door installed.
6. Jody Carman presented the Community Economic Development (CTED) projects Mike Lewis compiled. Jody Carman asked for suggestions. The list included: Refurbishment and Rehabilitation of Hangar 9 Complex, Self Service Aviation Fuel Facility, Current City Owned Hangar Overhauls, and Construction of New Tenant Hangars on the West End.

There was energetic discussion regarding the projects as listed. It was brought to attention by Richard Neely, most of the projects listed won't pay for themselves and are not cost effective. Rehabilitation of Hangar 9 was incorrectly noted in the list to be revenues of \$7,000.00 per year, Jody noted that amount should actually be \$7,000.00 per month. It was brought up building new tenant hangars might not be cost effective either.

There was a short discussion prompted by Johnny Arrington regarding self service fuel. He thought that service would be included in the bid for the Fixed Base Operation (FBO). It was explained to him by Felicia Bekis, Atlantic Aviation picked up the 10-year option to renew the lease, and continue FBO operations as is.

Theresa Pacheco inquired as to why ramp repair was not on the list. She explained many of the entrances to the Hangars are in need of repair, the surface of a good percentage of the ramp is cracking, and there is some water leakage intermittently across the surface area around various hangars. This observation was concurred by Felicia Bekis regarding the ramp being in great need of upgrades, repair, and perhaps resurfacing. There was discussion regarding cost and how to pay for that project. That discussion rolled into city owned hangar overhaul and expense to fix those might not be recouped.

Julie Baird explained briefly how the CTED process worked regarding choosing projects. Julie explained the ramp project can be reviewed and it may be eligible to be on the projects lists. She explained there are two capital improvements lists that the city is currently working with, one required by the state each year, the Infrastructure Capital Improvement Plan (ICIP) and then one related to the CTED funds. The state requires all municipalities to put together the ICIP for submission each August. The AAC can advise and rank the projects at the next meeting.

The question arose regarding why the new Hangar 8 is a Quonset hut and should it not be designed to fit in with the rest of the hangars? Is there a provision in the master plan for specs on new hangars? Jody responded she did not know but would try to find out.

There was no more discussion and there was one last item to report on the additional operations list.

7. Jody Carman explained Mike has crafted a decreasing budget plan prepared for the City Manager, Mayor, and City Council that would be available for implementation if tax revenues declined in the future.

**Business from the Chairman:**

Chairman Richard Neely noted he was not clear about the FAA funding being awarded. Richard Neely felt the commission should have been notified about the process so they could be prepared to answer questions from the public. Julie Baird explained the FAA put out a press release regarding monetary awards to the City of Farmington, without informing anyone at the city, and explained that everyone was surprised by the public announcement. However, it was noted by a few members and Jody Carman, Mike Lewis has been keeping the Airport Advisory Commission informed of progress of grant awards. Jody Carman offered to include important airport business updates in the monthly AAC meeting reminders to the commission.

**Business from the Members:**

Chairman Richard Neely asked if there were any more questions from members. There were no questions or comments

**Business from the Staff:**

Chairman Richard Neely asked if there were any more questions from staff. There were no questions or comments.

**Business from the Floor:**

Chairman Richard Neely asked if anyone from the floor had something to say. There were no questions or comments.

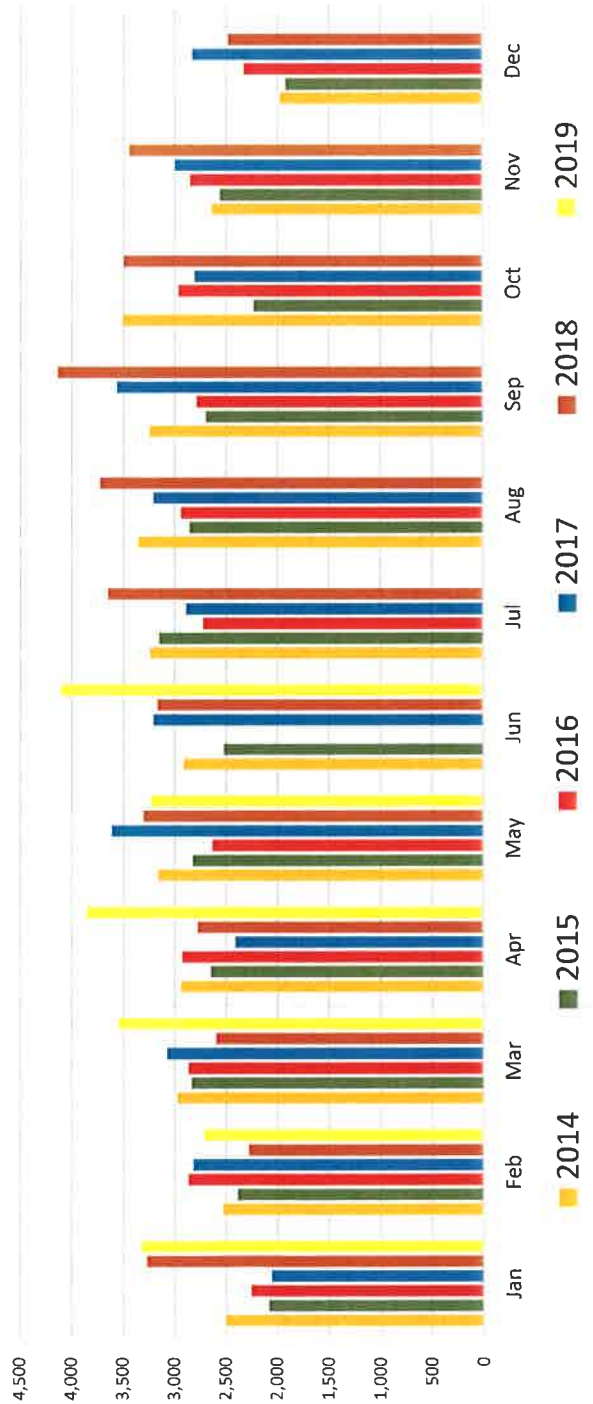
There being no further business to come before the Commission, the June 11, 2019 meeting was adjourned by Chairman Richard Neely, the motion was made by Johnny Arrington and seconded by Theresa Pacheco at 4:50 p.m.

# **OPERATIONS REPORT**

**JULY 2019**

	Jan	Feb	Mar	Apr	May	Jun	Jul	Aug	Sep	Oct	Nov	Dec
2014	2,505	2,531	2,974	2,942	3,164	2,911	3,241	3,354	3,244	3,500	2,638	1,973
2015	2,086	2,387	2,837	2,651	2,826	2,522	3,154	2,855	2,698	2,230	2,559	1,919
2016	2,256	2,868	2,868	2,930	2,632	0	2,721	2,941	2,786	2,960	2,849	2,330
2017	2,062	2,821	3,077	2,414	3,613	3,207	2,895	3,207	3,561	2,810	3,000	2,830
2018	3,273	2,280	2,599	2,779	3,304	3,169	3,646	3,724	4,137	3,495	3,439	2,479
2019	3,319	2,711	3,544	3,852	3,228	4,103	0	0	0	0	0	0

### Air Traffic Operations



2019	36,464	2014	34,977	2015	30,724	2016	30,141
2017	35,497	2018	38,324	2019	20,757	2020	

## Monthly Fuel Flowage Report (Gallons)

2019	Jan	Feb	Mar	Apr	May	Jun	Jul	Aug	Sep	Oct	Nov	Dec	Year Total
AVGAS	8,069	0	8,146	0	8,393	7,857							32,465
Jet A	15,141	23,126	23,147	22,566	23,067	14,892							121,939
<b>Total</b>	<b>23,210</b>	<b>23,126</b>	<b>31,293</b>	<b>22,566</b>	<b>31,460</b>	<b>22,749</b>							<b>154,404</b>

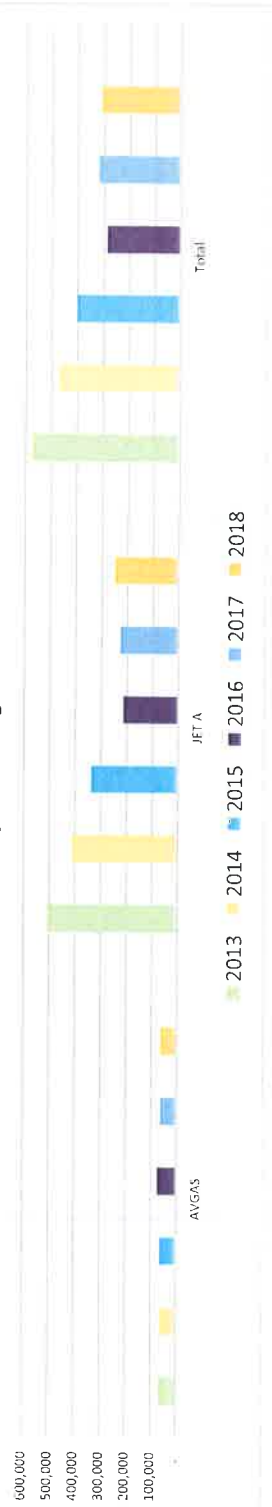
2019 Monthly Fuel Flowage Chart (Gallons)



	January	February	March	April	May	June	July	August	September	October	November	December
<b>2013 AVGAS</b>	0	8,004	0	8,330	3,942	0	8,317	8,284	12,034	0	8,081	8,522
Jet A	48,574	31,912	62,701	23,571	35,093	38,154	39,334	61,966	30,592	54,542	30,769	47,582
<b>2014 AVGAS</b>	8,616	0	0	8,235	8,334	0	0	8,050	0	8,183	8,278	8,511
Jet A	32,360	32,272	40,234	46,879	23,529	39,471	31,479	46,946	15,407	46,535	31,279	20,577
<b>2015 AVGAS</b>	0	0	7,994	5,134	7,883	7,987	8,501	11,901	0	11,733	0	0
Jet A	23,828	15,829	24,165	31,849	30,800	30,570	31,554	31,314	30,997	23,485	30,241	31,430
<b>2016 AVGAS</b>	8,531	0	19,483	0	7,820	8,090	3,983	7,858	8,032	0	10,287	8,008
Jet A	15,806	15,483	75,987	0	15,435	23,564	7,717	23,305	14,882	22,391	7,436	21,463
<b>2017 AVGAS</b>	8,008	0	0	8,001	8,238	8,044	8,322	0	4,122	8,053	0	8,102
Jet A	20,457	21,783	22,717	13,439	20,947	29,117	26,813	22,766	22,521	23,148	15,670	15,763
<b>2018 AVGAS</b>	8,179	997	0	8,121	7,945	0	7,771	7,962	7,933	3,007	8,145	0
Jet A	23,382	23,821	15,625	23,408	7,759	22,660	22,373	20,001	20,296	22,679	30,621	15,330


	2013	2014	2015	2016	2017	2018
<b>AVGAS</b>	65,514	58,207	61,133	73,471	60,890	60,060
<b>JET A</b>	504,790	406,968	336,062	212,160	225,141	247,955
<b>Total</b>	<b>570,304</b>	<b>465,175</b>	<b>397,195</b>	<b>285,631</b>	<b>316,031</b>	<b>308,015</b>

Yearly Fuel Flowage Trend



**REGIONAL FUEL PRICING**  
 July, 2019 - AirNav.com

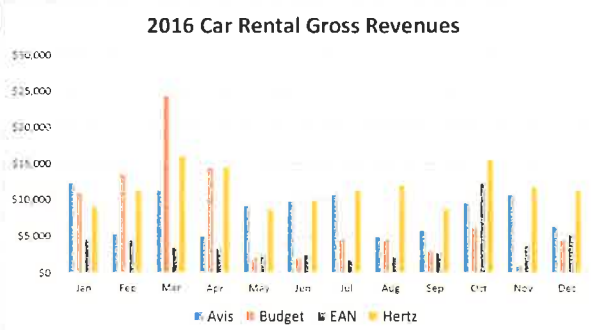
	100 LL SELF serve	100 LL FULL serve	Jet A SELF serve	Jet A FULL serve
<b>Farmington</b> Difference		\$5.96		\$6.32
<b>Regional AVG</b>	\$5.02	\$5.50	\$4.32	\$5.96
Difference	\$0.94	\$0.46	\$2.00	\$0.36
<b>Aztec</b> Difference	\$4.85			\$1.11
<b>Animas Air Park</b> Difference	\$4.47	\$1.49		
<b>Durango</b> Difference	\$5.98	\$0.02		\$6.68
<b>Cortez</b> Difference	\$5.70	\$0.26		\$5.87
			\$0.45	
<b>Pagosa</b> Difference	\$5.15	\$5.65		\$5.80
	\$0.81	\$0.31		\$0.52
<b>Telluride</b> Difference	\$4.81	\$5.81		\$6.79
	\$1.15	\$0.15		\$0.47
<b>Gallup</b> Difference	\$4.76	\$5.36	\$3.98	\$4.58
	\$1.20	\$0.60	\$2.34	\$1.74
<b>Blanding</b> Difference	\$5.49			\$5.19
	\$0.47			\$1.13
<b>Creede</b> Difference	\$5.25		\$4.90	\$6.80
	\$0.71		\$1.42	\$0.48
<b>Monticello</b> Difference	\$5.52		\$4.40	
	\$0.44		\$1.92	
<b>Montrose</b> Difference	\$4.90	\$5.90		\$6.80
	\$1.06	\$0.06		\$0.48
<b>Delta</b> Difference	\$4.45	\$5.15	\$3.99	
	\$1.51	\$0.81	\$2.33	



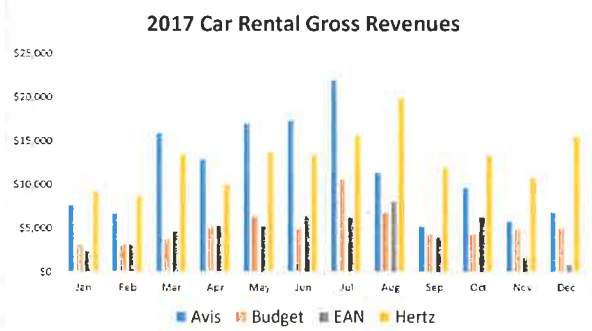


## Car Rental Gross Revenues

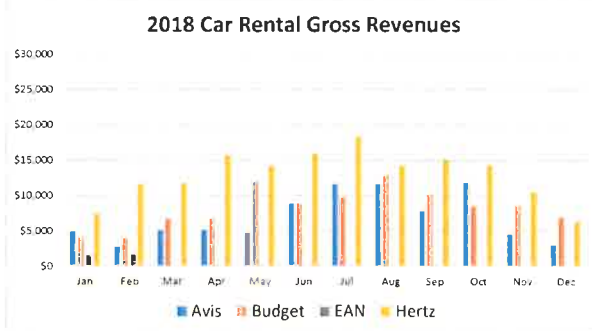
2016	Avis	Budget	EAN	Hertz	Monthly Totals
Jan	\$12,333	\$10,870	\$4,631	\$9,028	\$36,862
Feb	\$5,251	\$13,465	\$4,550	\$11,259	\$34,525
Mar	\$11,261	\$24,369	\$3,518	\$16,020	\$55,168
Apr	\$4,850	\$14,384	\$3,442	\$14,551	\$37,227
May	\$9,216	\$1,986	\$2,437	\$8,638	\$22,277
Jun	\$9,816	\$2,003	\$2,513	\$9,861	\$24,193
Jul	\$10,672	\$4,573	\$1,845	\$11,261	\$28,351
Aug	\$4,954	\$4,573	\$2,257	\$11,981	\$23,765
Sep	\$5,897	\$2,923	\$2,785	\$8,710	\$20,315
Oct	\$9,578	\$6,131	\$12,393	\$15,453	\$43,555
Nov	\$10,730	\$913	\$3,869	\$11,768	\$27,280
Dec	\$6,427	\$4,436	\$5,363	\$11,186	\$27,412
	<b>\$100,985</b>	<b>\$90,626</b>	<b>\$49,603</b>	<b>\$139,716</b>	



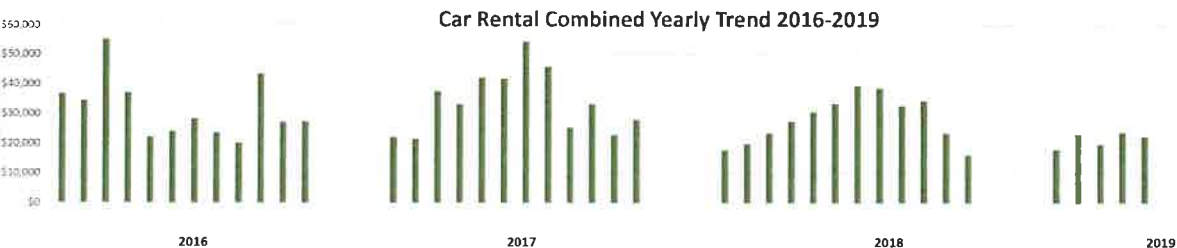
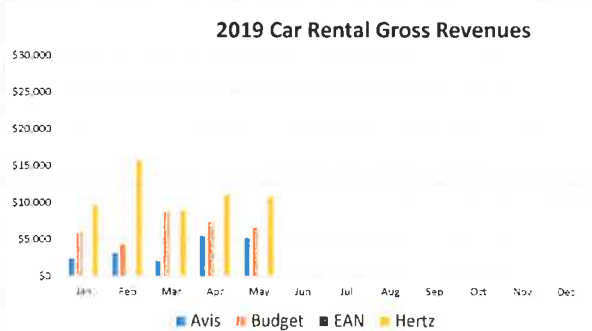
2017	Avis	Budget	EAN	Hertz	Monthly Totals
Jan	\$7,609	\$3,052	\$2,422	\$9,194	\$22,277
Feb	\$6,696	\$3,105	\$3,169	\$8,604	\$21,574
Mar	\$15,889	\$3,742	\$4,682	\$13,394	\$37,707
Apr	\$12,848	\$5,106	\$5,371	\$9,986	\$33,311
May	\$16,912	\$6,301	\$5,258	\$13,745	\$42,216
Jun	\$17,292	\$4,880	\$6,441	\$13,299	\$41,912
Jul	\$21,953	\$10,585	\$6,232	\$15,532	\$54,302
Aug	\$11,314	\$6,726	\$8,082	\$19,827	\$45,949
Sep	\$5,227	\$4,189	\$4,026	\$11,930	\$25,372
Oct	\$9,612	\$4,249	\$6,219	\$13,271	\$33,351
Nov	\$5,725	\$4,876	\$1,731	\$10,671	\$23,003
Dec	\$6,725	\$4,939	\$897	\$15,485	\$28,046
	<b>\$137,802</b>	<b>\$61,750</b>	<b>\$54,530</b>	<b>\$154,938</b>	



2018	Avis	Budget	EAN	Hertz	Monthly Totals
Jan	\$4,872	\$3,955	\$1,592	\$7,385	\$17,804
Feb	\$2,715	\$3,882	\$1,653	\$11,644	\$19,894
Mar	\$5,122	\$6,723	\$0	\$11,716	\$23,561
Apr	\$5,122	\$6,723	\$0	\$15,647	\$27,492
May	\$4,699	\$11,918	\$0	\$14,135	\$30,752
Jun	\$8,803	\$8,800	\$0	\$15,943	\$33,546
Jul	\$11,585	\$9,660	\$0	\$18,297	\$39,542
Aug	\$11,592	\$12,894	\$0	\$14,170	\$38,656
Sep	\$7,802	\$10,092	\$0	\$14,939	\$32,833
Oct	\$11,778	\$8,452	\$0	\$14,263	\$34,493
Nov	\$4,548	\$8,545	\$0	\$10,477	\$23,570
Dec	\$3,027	\$6,882	\$0	\$6,309	\$16,218
	<b>\$81,665</b>	<b>\$98,526</b>	<b>\$3,245</b>	<b>\$154,925</b>	



2019	Avis	Budget	EAN	Hertz	Monthly Totals
Jan	\$2,374	\$6,002		\$9,657	\$18,033
Feb	\$3,083	\$4,266		\$15,673	\$23,022
Mar	\$2,117	\$8,757		\$8,879	\$19,753
Apr	\$5,457	\$7,343		\$11,057	\$23,857
May	\$5,170	\$6,565		\$10,694	\$22,429
Jun					\$0
Jul					\$0
Aug					\$0
Sep					\$0
Oct					\$0
Nov					\$0
Dec					\$0
	<b>\$18,201</b>	<b>\$32,933</b>	<b>\$0</b>	<b>\$55,960</b>	



# NO WORRIES Total Gross Sales 2017 - 2019

## Compared to ZEBRAS Total Gross Sales 2013

	2019 NO WORRIES	2018 NO WORRIES	2017 NO WORRIES	2013 ZEBRAS
Jan	78,428	74,329	78,768	78,032
Feb	75,606	63,743	76,526	76,122
Mar	98,851	92,214	93,996	100,762
Apr	79,586	73,276	93,815	76,036
May	87,072	91,388	96,229	79,155
Jun	100,014	99,896	99,917	74,843
Jul		90,514	98,353	70,972
Aug		89,183	82,752	86,944
Sep		100,971	100,501	100,379
Oct		90,005	94,438	108,853
Nov		83,068	68,349	95,693
Dec		106,814	92,167	102,835
	<b>519,557</b>	<b>1,055,401</b>	<b>1,075,811</b>	<b>1,050,626</b>

