



FOUR CORNERS REGIONAL AIRPORT

800 Municipal Drive • Farmington, NM 87401-2663

505-599-1394 • FAX 505-599-1397 • www.fmtn.org

AGENDA

City of Farmington Airport Advisory Commission

September 10, 2019



AIRPORT DIVISION; GENERAL SERVICES DEPARTMENT

A G E N D A

Airport Advisory Commission
Executive Conference Room – 800 Municipal Drive
September 10, 2019 at 4:00 p.m.

ITEM	PAGE
1. Call Meeting to Order	
2. Approval of Agenda for September 10, 2019	1
3. Approval of Minutes from the August 13, 2019 Airport Advisory Commission Meeting	2
4. Operations Report	5
6. Business from: Chairman Members Staff Floor	
7. Adjournment	

For information regarding any item scheduled on this Agenda, please contact the Airport Manager's Office at (505) 599-1394.

ATTENTION PERSONS WITH DIABILITIES: The meeting room and facilities are fully accessible to persons with mobility disabilities. If you plan to attend the meeting and will need an auxiliary aid or service, please contact the City Clerk's Office at 599-1106 or 599-1101 prior to the meeting so that arrangements can be made.

M I N U T E S
AIRPORT ADVISORY COMMISSION
August 13, 2019

The Airport Advisory Commission of the City of Farmington met on Tuesday, August 13, 2019, at 4:00 p.m., in the Four Corners Regional Airport Conference Room, 1296 W. Navajo, Farmington, New Mexico.

Members Present:

Richard Neely, Chairman
Johnny Arrington, Pro-Tem
Mark Gordon
Theresa Pacheco
Richard Roderick
Jon Rudolf, Alternate

Members Absent:

Staff Present:

Mike Lewis, Airport Manager
Jody Carman, Administrative Aide
Julie Baird, Assistant City Manager

Others Present:

Felicia Bekis, Atlantic Aviation
Marieanna Yazzie, Atlantic Aviation
Bruce Henry, Tenant

Call to Order

The AAC meeting was called to order at 4:00 p.m. by Chairman Richard Neely, there being a quorum present the following proceedings were duly had and taken.

Approval of the August 13, 2019 Agenda

Chairman Richard Neely asked for a motion to approve the agenda for August 13, 2019. He asked if anyone had changes or wanted a discussion. A motion was made by Theresa Pacheco and seconded by Johnny Arrington to approve the agenda for August 13, 2019 and passed unanimously by a vote of 6-0.

Approval of the Minutes from the July 9, 2019, Regular Meeting of the AAC

Chairman Richard Neely asked for a motion to approve the minutes from July 9, 2019. He asked if anyone had any changes or wanted a discussion. A motion was made by Richard Roderick and seconded by Theresa Pacheco to approve the minutes of the July 9, 2019 regular meeting of the Airport Advisory Commission and passed unanimously by a vote of 6-0.

Operations Report

Mike Lewis presented the airport operational statistics as they appear in the agenda. There was a little discussion regarding high operation numbers and that a few small adjustments were needed for the new trend line charts.

Additional Operations Information

Mike Lewis reported on additional operational items not listed in the agenda.

1. Mike Lewis announced he would attend the City Council meeting this evening to get approval for the runway construction bid, as it came in a little over budget. There was a short discussion regarding how to budget upon the start of the reconstruction.
2. It was noted there were still some details needing resolution in order to get the runway construction process moving forward. However, the project is still on track. The FAA should provide the AIP grant offer this week. Work on the runway is scheduled to begin in the middle of September, 2019.

3. The annual FAA, Part 139 Inspection is scheduled for next Tuesday, August 20 and continue through Thursday, August 22, 2019.
4. Due to falling gross receipts tax (GRT) revenues we have had to tighten the airport budget, specifically the travel line item has been slightly affected. Mike Lewis noted we might look at a 5% revenue hike on the hangar leases in the near future, if the GRT continues to fall.
5. We should be completing a lease with Guardian Air Ambulance company for the small side of Hangar 9 by the end of the week. They will most likely occupy that section of the hangar within 60 days. They will bring one (1) Pilatus. The question was brought up regarding the possibility of Vernon voicing concerns, or might there be ramifications, as a lease for Hangar 9 was denied to them. Mike Lewis explained there will be 10-12 staff members employed at Guardian and relocating to the area, and there is only one Vernon pilot at this time.
6. An appraisal for the 88 acres, west of the airport, was just completed. The property is valued at \$220,000.00 for the whole parcel or \$2,500.00 per acre.

Mike Lewis asked if there were any questions regarding the items he presented. There were none.

Discussion and Recommendations for CTED/ICIP Ramp Project

Mike Lewis presented the figures, included in the August 13, 2019 AAC agenda, regarding ramp reconstruction vs. ramp rehabilitation costs. There was discussion regarding what section of the ramp needs more or less work. Mike explained reconstruction is most expensive way which includes all pavement being torn out and rebuilt from the bottom up. Rehabilitation includes scraping the top three (3) inches of pavement, filling with millings, and then re-pavement. This process is much less costly.

There was discussion on how these ramp projects might be completed. Mike explained they could be worked into the CIP five (5) year projection plan interspersed where less expensive design projects are scheduled, or the ramp projects could be inserted after the runway and taxiway rehabilitation was completed in 2025. . Armstrong could also assist in expediting and scheduling the ramp work.

The council was in agreement they were grateful to be aware of the ramp project processes and how the rehabilitation would be best completed.

Mike Lewis noted a new airline should be here in mid 2020. Ramp work may even be dictated by that airline if ramp repair is necessary in order to facilitate their commercial service. Additionally, EMAS would only be installed if the airline were committed to the Four Corners Regional Airport (FCRA) and doing lucrative business. Mike noted it will be extremely important the community use the commercial air service at FCRA once we get flights back.

Mike also noted he spoke with another small air service business last week, and had interest in operating out of FCRA when the time is right.

Mike Lewis offered to escort AAC members across the non-movement areas so they could see where the problems are most prevalent and he can point out some of the issues on the ramp and relative sections. There is also the possibility city maintenance might bond seal the top of the pavement to tide us over until the actual work could be completed.

Upon conclusion of the ramp project discussion, Mike announced his rotary club is hosting a fly-in at FCRA on Saturday, September 28. There was a quick discussion regarding utilization of the runways for car racing events. Mike explained hosting an event of that nature that gets complicated, as FAA approval is needed for runway closures, which includes reroutes, cones, signage and other operational concerns.

Mike Lewis noted October is the estimated time for completion of runway construction and runway closures. A short discussion followed regarding air traffic, PAPI lights, and air ambulance flight frequency.

Business from the Chairman:

Chairman Richard Neely noted he had no more questions or comments.

Business from the Members:

Chairman Richard Neely asked if there were any more questions from the members. There were no questions or comments.

Business from the Staff:

Chairman Richard Neely asked if there were any more questions from staff. There were no questions or comments.

Business from the Floor:

Chairman Richard Neely asked if anyone from the floor had something to say. There were no questions or comments.

There being no further business to come before the commission, the August 13, 2019 meeting was adjourned by Chairman Richard Neely, the motion was made by Mark Gordon and seconded by Johnny Arrington at 5:50 p.m.

Richard Neely – Chairman

Jody Carman – Administrative Aide

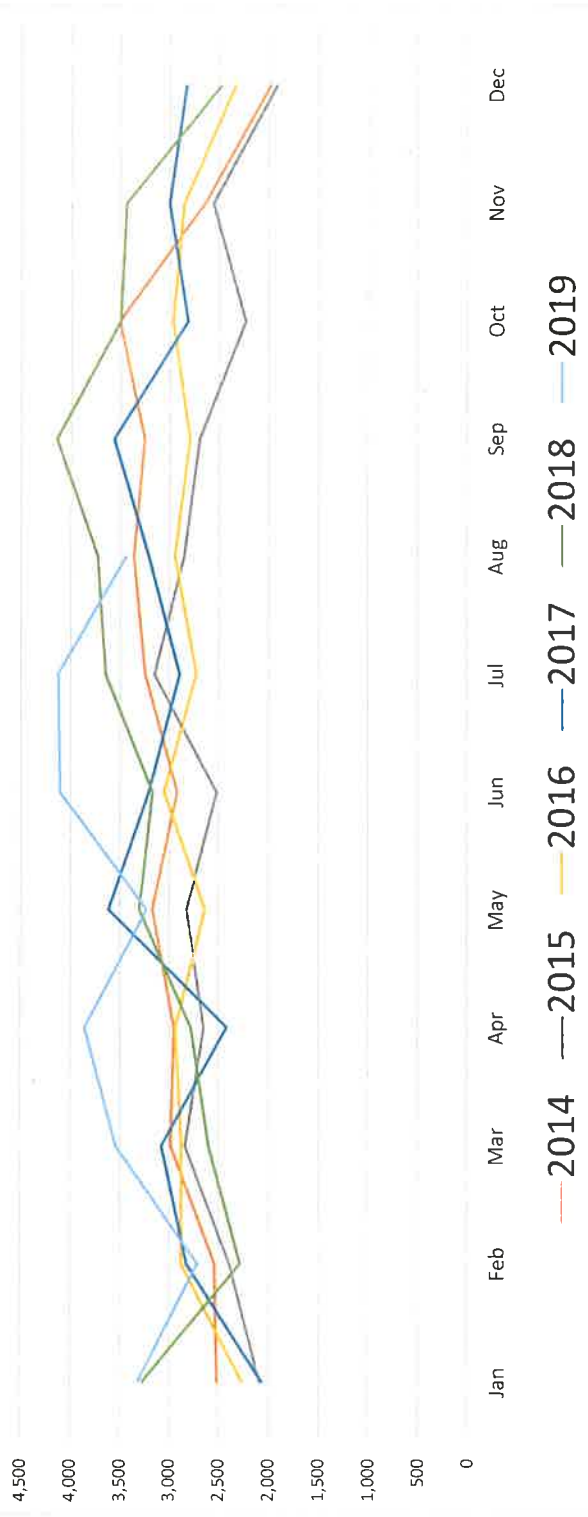
OPERATIONS REPORT

SEPTEMBER 2019

Air Traffic Operations 2014-2019

	Jan	Feb	Mar	Apr	May	Jun	Jul	Aug	Sep	Oct	Nov	Dec	Total
2014	2,505	2,531	2,974	2,942	3,164	2,911	3,241	3,354	3,244	3,500	2,638	1,973	34,977
2015	2,086	2,387	2,837	2,651	2,826	2,522	3,154	2,855	2,698	2,230	2,559	1,919	30,724
2016	2,256	2,868	2,868	2,930	2,632	3,046	2,721	2,941	2,786	2,960	2,849	2,330	33,187
2017	2,062	2,821	3,077	2,414	3,613	3,207	2,895	3,207	3,561	2,810	3,000	2,830	35,497
2018	3,273	2,280	2,599	2,779	3,304	3,169	3,646	3,724	4,137	3,495	3,439	2,479	38,324
2019	3,319	2,711	3,544	3,852	3,228	4,103	4,124	3,440					28,321


Air Traffic Operations Trend



Monthly Fuel Flowage Report (Gallons)

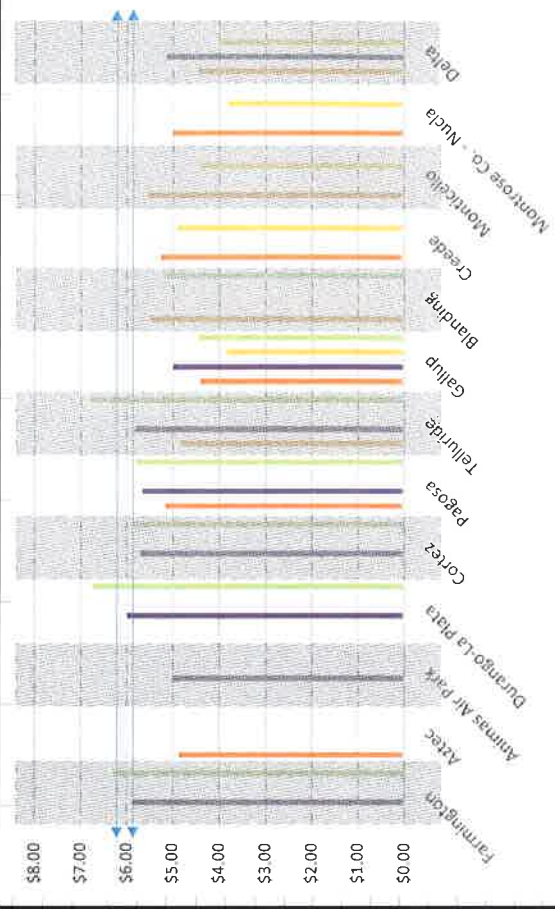
	January	February	March	April	May	June	July	August	September	October	November	December	Total Yearly Fuel
2013 AVGAs	0	8,004	0	8,330	3,942	0	8,317	8,284	12,034	0	8,081	8,522	65,514
2013 Jet A	48,574	31,912	62,701	23,571	35,093	38,154	39,334	61,966	30,592	54,542	30,769	47,582	504,790
2013 Total	48,574	39,916	62,701	31,901	39,035	38,154	47,661	70,250	42,626	54,542	38,850	56,104	570,304
2014 AVGAs	8,616	0	0	8,235	8,334	0	0	8,050	0	8,183	8,278	8,511	58,207
2014 Jet A	32,360	32,272	40,234	46,879	23,829	39,471	31,479	46,946	15,407	46,535	31,279	20,577	406,968
2014 Total	40,976	32,272	40,234	55,114	31,863	39,471	31,479	54,996	15,407	54,718	39,557	29,088	465,175
2015 AVGAs	0	0	7,994	5,134	7,883	7,987	8,501	11,901	0	11,733	0	0	61,133
2015 Jet A	23,828	15,829	24,165	31,849	30,800	30,570	31,554	31,314	30,997	23,485	30,241	31,430	336,062
2015 Total	23,828	15,829	32,159	36,983	38,683	38,567	40,055	43,215	30,997	35,218	30,241	31,430	397,195
2016 AVGAs	8,531	0	10,952	0	7,820	8,090	3,933	7,898	8,032	0	10,267	8,008	73,471
2016 Jet A	15,806	15,463	23,704	20,994	15,435	23,564	7,717	23,305	14,882	22,391	7,436	21,463	212,160
2016 Total	24,337	15,463	34,656	20,994	23,255	31,654	11,660	31,143	22,914	22,391	17,703	29,471	285,631
2017 AVGAs	8,008	0	0	8,001	8,238	8,044	8,322	0	4,122	8,053	0	8,102	60,890
2017 Jet A	20,457	21,783	22,717	13,439	20,947	29,117	26,813	22,766	22,521	23,148	15,670	15,763	255,141
2017 Total	28,465	21,783	22,717	21,440	29,185	37,161	35,135	22,766	26,643	31,201	15,670	23,865	316,031
2018 AVGAs	8,179	997	0	8,121	7,945	0	7,771	7,962	7,933	3,007	8,145	0	60,060
2018 Jet A	23,382	23,821	15,625	23,408	7,759	22,660	22,373	20,001	20,296	22,679	30,621	15,330	247,955
2018 Total	31,561	24,818	15,625	31,529	15,704	22,660	30,144	27,963	28,229	25,686	38,766	15,330	308,015
2019 AVGAs	8,069	0	8,146	0	8,393	7,857	7,974	7,770	0	0	0	0	48,209
2019 Jet A	15,141	23,126	23,147	22,566	23,067	14,892	14,923	22,453	0	0	0	0	159,315
2019 Total	23,210	23,126	31,293	22,566	31,460	22,749	22,897	30,223	0	0	0	0	207,524

Monthly Fuel Flowage Report (Gallons) - 2013 Total - 2014 Total - 2015 Total - 2016 Total - 2017 Total - 2018 Total - 2019 Total



REGIONAL FUEL PRICING
August, 2019 - AirNav.com

	100 LL SELF serve	100 LL FULL serve	Jet A SELF serve	Jet A FULL serve
Farmington		\$5.87		\$6.28
Difference				
Regional AVG	\$4.99	\$4.78	\$4.28	\$4.97
Difference	\$0.88	\$1.09	\$2.00	\$1.31
Aztec	\$4.85			
Difference	\$1.02			
Animas Air Park		\$4.99		\$6.73
Difference		\$0.88		\$0.45
Durango-La Plata		\$5.98		\$5.87
Difference		\$0.11		\$0.41
Cortez		\$5.70		\$5.80
Difference		\$0.17		\$0.48
Pagosa	\$5.15	\$5.65		\$5.80
Difference	\$0.72	\$0.22		\$0.48
Telluride	\$4.81	\$5.81		\$6.79
Difference	\$1.06	\$0.06		\$0.51
Gallup	\$4.39	\$4.99	\$3.83	\$4.43
Difference	\$1.48	\$0.88	\$2.45	\$1.85
Blanding	\$5.47			\$5.19
Difference	\$0.40			\$1.09
Creede	\$5.25		\$4.90	
Difference	\$0.62		\$1.38	
Monticello	\$5.52		\$4.40	
Difference	\$0.35		\$1.88	
Montrose Co. - Nucla	\$5.00		\$3.80	
Difference	\$0.87		\$2.48	
Delta	\$4.45	\$5.15	\$3.99	
Difference	\$1.42	\$0.72	\$2.29	



■ 100 LL SELF serve ■ 100 LL FULL serve ■ Jet A SELF serve ■ Jet A FULL serve



NO WORRIES Total Gross Sales 2017 - 2019

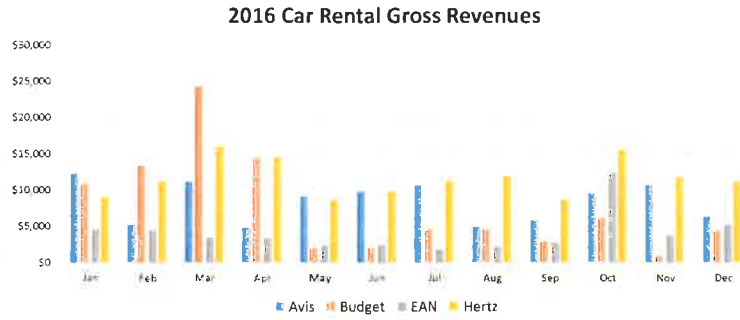
Compared to ZEBRAS Total Gross Sales 2013

	2019 NO WORRIES	2018 NO WORRIES	2017 NO WORRIES	2013 ZEBRAS
Jan	78,428	74,329	78,768	78,032
Feb	75,606	63,743	76,526	76,122
Mar	98,851	92,214	93,996	100,762
Apr	79,586	73,276	93,815	76,036
May	87,072	91,388	96,229	79,155
Jun	100,014	99,896	99,917	74,843
Jul	87,634	90,514	98,353	70,972
Aug		89,183	82,752	86,944
Sep		100,971	100,501	100,379
Oct		90,005	94,438	108,853
Nov		83,068	68,349	95,693
Dec		106,814	92,167	102,835
	607,191	1,055,401	1,075,811	1,050,626

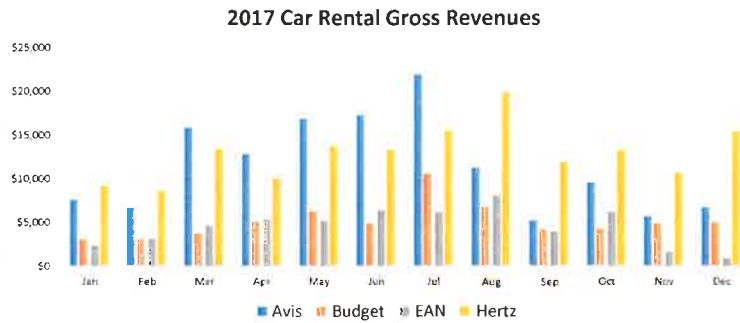


Car Rental Gross Revenues

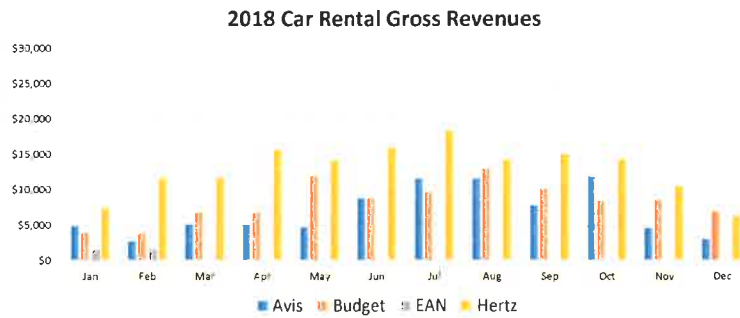
2016	Avis	Budget	EAN	Hertz	Totals
Jan	\$12,333	\$10,870	\$4,631	\$9,028	\$36,862
Feb	\$5,251	\$13,465	\$4,550	\$11,259	\$34,525
Mar	\$11,261	\$24,369	\$3,518	\$16,020	\$55,168
Apr	\$4,850	\$14,384	\$3,442	\$14,551	\$37,227
May	\$9,216	\$1,986	\$2,437	\$8,638	\$22,277
Jun	\$9,816	\$2,003	\$2,513	\$9,861	\$24,193
Jul	\$10,672	\$4,573	\$1,845	\$11,261	\$28,351
Aug	\$4,954	\$4,573	\$2,257	\$11,981	\$23,765
Sep	\$5,897	\$2,923	\$2,785	\$8,710	\$20,315
Oct	\$9,578	\$6,131	\$12,393	\$15,453	\$43,555
Nov	\$10,730	\$913	\$3,869	\$11,768	\$27,280
Dec	\$6,427	\$4,436	\$5,363	\$11,186	\$27,412
	\$100,985	\$90,626	\$49,603	\$139,716	



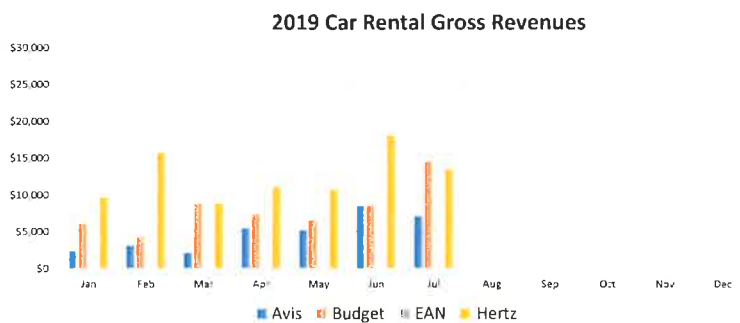
2017	Avis	Budget	EAN	Hertz	Totals
Jan	\$7,609	\$3,052	\$2,422	\$9,194	\$22,277
Feb	\$6,696	\$3,105	\$3,169	\$8,604	\$21,574
Mar	\$15,889	\$3,742	\$4,682	\$13,394	\$37,707
Apr	\$12,848	\$5,106	\$5,371	\$9,986	\$33,311
May	\$16,912	\$6,301	\$5,258	\$13,745	\$42,216
Jun	\$17,292	\$4,880	\$6,441	\$13,299	\$41,912
Jul	\$21,953	\$10,585	\$6,232	\$15,532	\$54,302
Aug	\$11,314	\$6,726	\$8,082	\$19,827	\$45,949
Sep	\$5,227	\$4,189	\$4,026	\$11,930	\$25,372
Oct	\$9,612	\$4,249	\$6,219	\$13,271	\$33,351
Nov	\$5,725	\$4,876	\$1,731	\$10,671	\$23,003
Dec	\$6,725	\$4,939	\$897	\$15,485	\$28,046
	\$137,802	\$61,750	\$54,530	\$154,938	



2018	Avis	Budget	EAN	Hertz	Totals
Jan	\$4,872	\$3,955	\$1,592	\$7,385	\$17,804
Feb	\$2,715	\$3,882	\$1,653	\$11,644	\$19,894
Mar	\$5,122	\$6,723	\$0	\$11,716	\$23,561
Apr	\$5,122	\$6,723	\$0	\$15,647	\$27,492
May	\$4,699	\$11,918	\$0	\$14,135	\$30,752
Jun	\$8,803	\$8,800	\$0	\$15,943	\$33,546
Jul	\$11,585	\$9,660	\$0	\$18,297	\$39,542
Aug	\$11,592	\$12,894	\$0	\$14,170	\$38,656
Sep	\$7,802	\$10,092	\$0	\$14,939	\$32,833
Oct	\$11,778	\$8,452	\$0	\$14,263	\$34,493
Nov	\$4,548	\$8,545	\$0	\$10,477	\$23,570
Dec	\$3,027	\$6,882	\$0	\$6,309	\$16,218
	\$81,665	\$98,526	\$3,245	\$154,925	



2019	Avis	Budget	EAN	Hertz	Totals
Jan	\$2,374	\$6,002		\$9,657	\$18,033
Feb	\$3,083	\$4,266		\$15,673	\$23,022
Mar	\$2,117	\$8,757		\$8,879	\$19,753
Apr	\$5,457	\$7,343		\$11,057	\$23,857
May	\$5,170	\$6,565		\$10,694	\$22,429
Jun	\$8,379	\$8,505		\$18,013	\$34,897
Jul	\$7,077	\$14,480		\$13,399	\$34,956
Aug					
Sep					
Oct					
Nov					
Dec					
	\$33,657	\$55,918	\$0	\$87,372	



Car Rental Combined Yearly Trend 2016-2019

