



FOUR CORNERS REGIONAL AIRPORT

800 Municipal Drive • Farmington, NM 87401-2663

505-599-1394 • FAX 505-599-1397 • www.fmtn.org

AGENDA

City of Farmington Airport Advisory Commission

October 8, 2019



AIRPORT DIVISION; GENERAL SERVICES DEPARTMENT

A G E N D A

Airport Advisory Commission
Airport Conference Room
1296 W. Navajo, 2nd Floor, Farmington, NM
October 8, 2019 at 4:00 p.m.

ITEM	PAGE
1. Call Meeting to Order	
2. Approval of Agenda for October 8, 2019	1
3. Approval of Minutes from the September 10, 2019 Airport Advisory Commission Meeting	2
4. Operations Report	4
6. Business from: Chairman Members Staff Floor	
7. Adjournment	

For information regarding any item scheduled on this Agenda, please contact the Airport Manager's Office at (505) 599-1394.

ATTENTION PERSONS WITH DISABILITIES: The meeting room and facilities are fully accessible to persons with mobility disabilities. If you plan to attend the meeting and will need an auxiliary aid or service, please contact the City Clerk's Office at 599-1106 or 599-1101 prior to the meeting so that arrangements can be made.

M I N U T E S
AIRPORT ADVISORY COMMISSION
September 10, 2019

The Airport Advisory Commission of the City of Farmington met on Tuesday, September 10, 2019, at 4:00 p.m., in the City of Farmington Executive Conference Room, 800 Municipal Drive, Farmington, New Mexico.

Members Present: Richard Neely, Chairman
Mark Gordon
Richard Roderick
Jon Rudolf, Alternate

Members Absent: Johnny Arrington, Pro-Tem
Theresa Pacheco

Staff Present: Mike Lewis, Airport Manager
Jody Carman, Administrative Aide
Ellen Wayne, Deputy City Attorney

Others Present: Felicia Bekis, Atlantic Aviation
Marieanna Yazzie, Atlantic Aviation
Bruce Henry, Tenant

Call to Order

The AAC meeting was called to order at 4:05 p.m. by Chairman Richard Neely, there being a quorum present the following proceedings were duly had and taken.

Approval of the September 10, 2019 Agenda

Chairman Richard Neely asked for a motion to approve the agenda for September 10, 2019. He asked if anyone had changes or wanted a discussion. A motion was made by Mark Gordon and seconded by Richard Roderick to approve the agenda for September 10, 2019 and passed unanimously by a vote of 4-0.

Approval of the Minutes from the August 13, 2019, Regular Meeting of the AAC

Chairman Richard Neely asked for a motion to approve the minutes from August 13, 2019. He asked if anyone had any changes or wanted a discussion. A motion was made by Richard Neely and seconded by Mark Gordon to approve the minutes of the August 13, 2019 regular meeting of the Airport Advisory Commission and passed unanimously by a vote of 4-0.

Operations Report

Mike Lewis presented the statistics as they appear in the agenda. There was a short discussion regarding the currently fluctuating fuel prices.

Additional Operations Information

Mike Lewis reported on additional operational items not listed in the agenda.

- 1) Airport management is continuing to tie up loose ends to get construction process moving forward. The start date is currently projected to be September 30, 2019 with completion scheduled for early January, 2020. There may be a construction restart mid- April through end of May. Mike explained briefly, what might be involved and expected in the runway 5-23 reconstruction process. Mike noted the grant offer was officially received and signed by Mayor Duckett last week.
- 2) The annual FAA Part 139 Inspection was completed for Four Corners Regional Airport (FCRA) with no write-ups. There were a few little things that were corrected and documented during the inspection window of time.

- 3) Fly-In, Drive-In, Dine-In event will be happening on September 28th from 0800 till 1200. It is being presented in conjunction with B-17 visit, and San Juan Rotary as a fundraiser and Four Corners Regional Airport as the venue. Advertising efforts are underway and we are hoping for successful attendance at both endeavors.
- 4) The lease for the small side of Hangar 9 has been signed and executed with Guardian Air Ambulance company. Ten (10) to twelve (12) people will move in within 60 days. The goal is for Guardian to grow enough to eventually occupy both sides of Hangar 9. They will be bringing a King Air plane, not a Pilatus as originally thought.
- 5) On October 25, 2019, Mayor Nate Duckett, City Manager Rob Mayes and Airport Manager Mike Lewis will drive to St. George, Utah to meet with SkyWest. A forty-five (45) presentation will be given by ArkStar, our airline service consultant, which will include a deep dive market study. The goal is to give SkyWest a relative understanding of the market in our community.
- 6) Mike Lewis suggested the Airport Advisory Commission (AAC) meeting in October might include a tour of the airside portions of FCRA. We will announce the location change, via Open Meetings Act requirements, meet at the Airport Conference Room at 1296 W. Navajo for the regular meeting of the AAC, and take a short tour via small city bus after that.

Mike asked if there were any questions. Richard Roderick inquired about the payment/reimbursement process for airport upgrade grants. Mike Lewis briefly explained how that process worked. If funds are requested from the airport, FAA will reimburse after the work is complete. There may be some negotiation involved. If the project is a safety issue and required by the FAA to be completed, payment for that is usually made up front.

Mark Gordon noted if the Fly-In continues as an annual event at FCRA, the Civil Air Patrol (CAP) might be able to get Aircraft Owners and Pilots Association (AOPA) involved for next year. There was a short discussion regarding other opportunities we might host for future events. It was mentioned that quite a few Experimental Aircraft Association (EAA) Chapters were approached to participate in the upcoming Fly-In event at FCRA, and there was no interest for a variety of reasons. It seems outside chapters can really only manage their own programs in their own respective cities, as pilots pay for their own fuel, time, and miles put on their planes.

Business from the Chairman:

Chairman Richard Neely brought up what a great job Manager Mike Lewis was doing for the City and the airport. Mike added that he had great support from Administrative Aide Jody Carman. Mike added airport maintenance operations are facilitated by only two staff members, Jon Guinta and Chad Kaiser, who do extraordinary work.

Business from the Members:

Chairman Richard Neely asked if there were any more questions from any members. There were no questions or comments.

Business from the Staff:

Chairman Richard Neely asked if there were any more questions from staff. There were no questions or comments.

Business from the Floor:

Chairman Richard Neely asked if anyone from the floor had something to say. There were no questions or comments.

There being no further business to come before the Commission, the September 10, 2019 meeting was adjourned, the motion was made by Richard Roderick and seconded by Mark Gordon at 5:35 p.m. Richard mark

Richard Neely – Chairman

Jody Carman – Administrative Aide


OPERATIONS REPORT

OCTOBER 2019

Air Traffic Operations 2014-2019

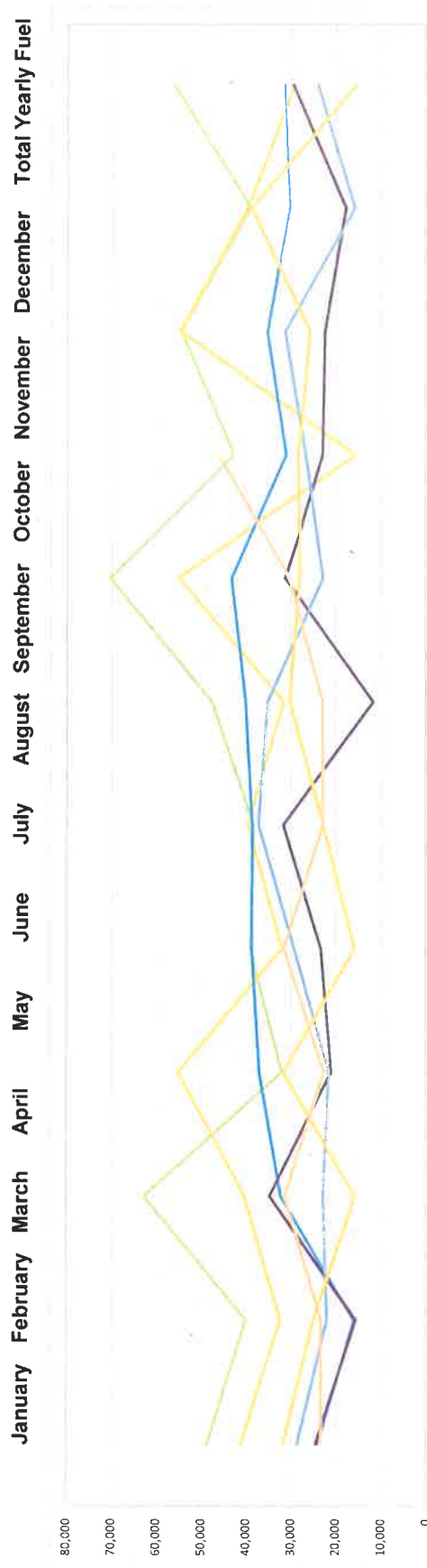
	Jan	Feb	Mar	Apr	May	Jun	Jul	Aug	Sep	Oct	Nov	Dec	Total
2014	2,505	2,531	2,974	2,942	3,164	2,911	3,241	3,354	3,244	3,500	2,638	1,973	34,977
2015	2,086	2,387	2,837	2,651	2,826	2,522	3,154	2,855	2,698	2,230	2,559	1,919	30,724
2016	2,256	2,868	2,868	2,930	2,632	3,046	2,721	2,941	2,786	2,960	2,849	2,330	33,187
2017	2,062	2,821	3,077	2,414	3,613	3,207	2,895	3,207	3,561	2,810	3,000	2,830	35,497
2018	3,273	2,280	2,599	2,779	3,304	3,169	3,646	3,724	4,137	3,495	3,439	2,479	38,324
2019	3,319	2,711	3,544	3,852	3,228	4,103	4,124	3,440	3,928				32,249

Air Traffic Operations Trend



Monthly Fuel Flowage Report (Gallons)

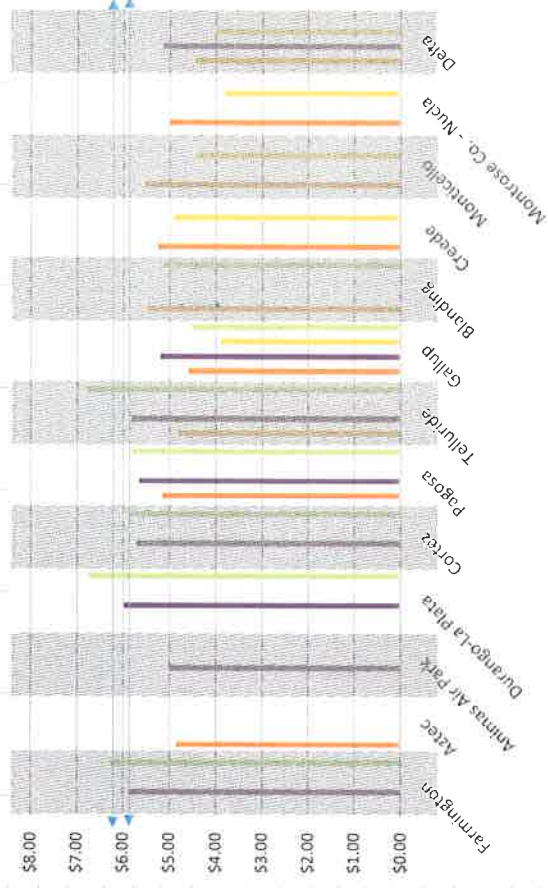
	January	February	March	April	May	June	July	August	September	October	November	December	Total Yearly Fuel
2013 AVGas	0	8,004	0	8,330	3,942	0	8,317	8,284	12,034	0	8,081	8,522	65,514
2013 Jet A	48,574	31,912	62,701	23,571	35,033	38,154	39,334	61,966	30,592	54,542	30,789	47,582	504,790
2013 Total	48,574	39,916	62,701	31,901	39,035	38,154	47,651	70,250	42,626	54,542	38,850	56,104	570,304
2014 AVGas	8,616	0	0	8,235	8,334	0	0	8,050	0	8,183	8,278	8,511	58,207
2014 Jet A	32,360	32,272	40,234	46,879	23,529	39,471	31,479	46,946	15,407	46,535	31,279	20,577	406,968
2014 Total	40,976	32,272	40,234	55,114	31,863	39,471	31,479	54,996	15,407	54,718	39,557	29,088	465,175
2015 AVGas	0	0	7,994	5,134	7,883	7,987	8,501	11,901	0	11,733	0	0	61,133
2015 Jet A	23,828	15,829	24,165	31,849	30,800	30,570	31,554	31,314	30,997	23,485	30,241	31,430	336,062
2015 Total	23,828	15,829	32,159	36,983	38,683	38,557	40,055	43,215	30,997	35,218	30,241	31,430	397,195
2016 AVGas	8,531	0	10,952	0	7,820	8,090	3,933	7,838	8,032	0	10,267	8,008	73,471
2016 Jet A	15,806	15,463	23,704	20,994	15,435	23,564	7,717	23,305	14,882	22,391	7,436	21,463	212,160
2016 Total	24,337	15,463	34,656	20,994	23,255	31,654	11,650	31,143	22,914	22,391	17,703	29,471	285,631
2017 AVGas	8,008	0	0	8,001	8,238	8,044	8,322	0	4,122	8,053	0	8,102	60,890
2017 Jet A	20,457	21,783	22,717	13,439	20,947	29,117	26,813	22,766	22,521	23,148	15,670	15,763	255,141
2017 Total	28,465	21,783	22,717	21,440	29,185	37,161	35,135	22,766	26,643	31,201	15,670	23,865	316,031
2018 AVGas	8,179	997	0	8,121	7,945	0	7,771	7,962	7,933	3,007	8,145	0	60,060
2018 Jet A	23,382	23,821	15,625	23,408	7,759	22,660	22,373	20,001	20,296	22,679	30,621	15,330	247,955
2018 Total	31,561	24,818	15,625	31,529	15,704	22,660	30,144	27,963	28,229	25,686	38,766	15,330	308,015
2019 AVGas	8,069	0	8,146	0	8,393	7,857	7,974	7,770	16,026	0	0	0	64,235
2019 Jet A	15,141	23,126	23,147	22,566	23,067	14,892	14,923	22,453	30,059	0	0	0	189,374
2019 Total	23,210	23,126	31,293	22,566	31,460	22,749	22,897	30,223	46,085	0	0	0	253,609



— 2013 Total — 2014 Total — 2015 Total — 2016 Total — 2017 Total — 2018 Total — 2019 Total

REGIONAL FUEL PRICING
October, 2019 - AirNav.com

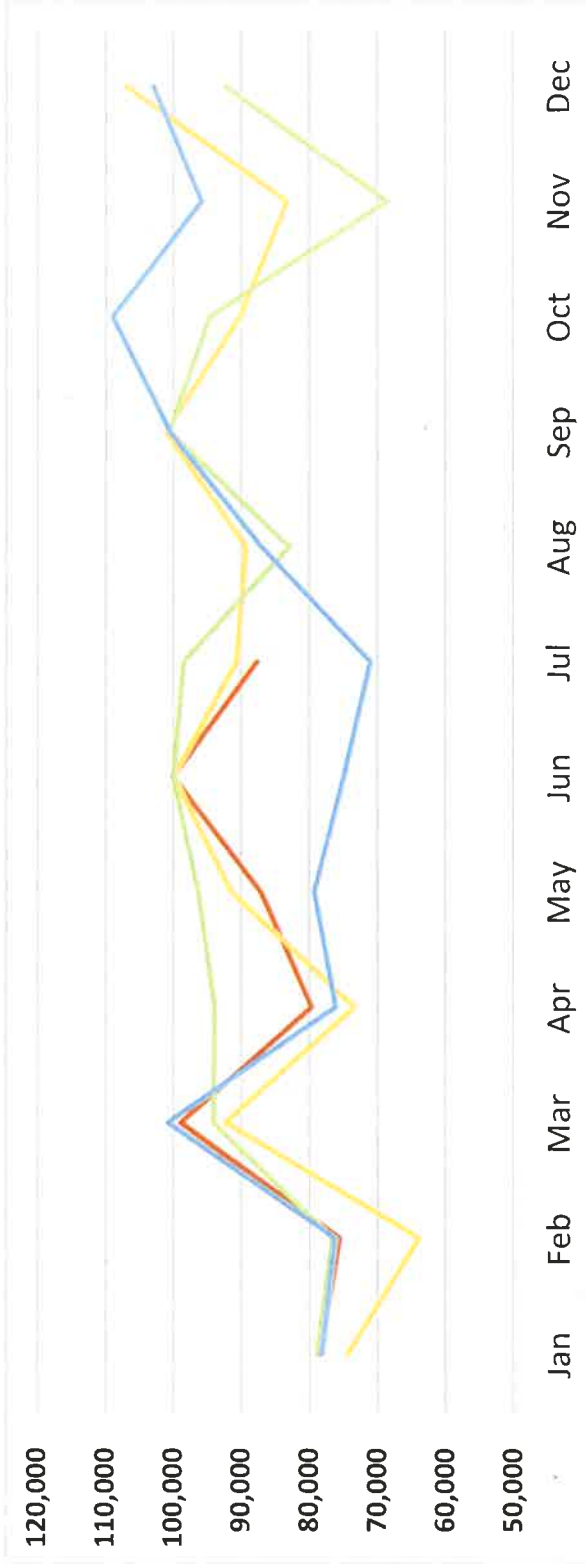
	100 LL SELF serve	100 LL FULL serve	Jet A SELF serve	Jet A FULL serve
Farmington		\$5.87		\$6.26
Difference				
Regional AVG	\$5.01	\$4.81	\$4.29	\$4.98
Difference	\$0.86	\$1.06	\$1.97	\$1.28
Aztec	\$4.85			
Difference	\$1.02			
Animas Air Park		\$4.99		
Difference		\$0.88		
Durango-La Plata		\$5.98		\$6.73
Difference		\$0.11		\$0.47
Cortez		\$5.70		\$5.87
Difference		\$0.17		\$0.39
Pagosa	\$5.15	\$5.65		\$5.80
Difference	\$0.72	\$0.22		\$0.46
Telluride	\$4.81	\$5.81		\$6.79
Difference	\$1.06	\$0.06		\$0.53
Gallup	\$4.59	\$5.19	\$3.88	\$4.48
Difference	\$1.28	\$0.68	\$2.38	\$1.78
Blanding	\$5.47			\$5.19
Difference	\$0.40			\$1.07
Creede	\$5.25		\$4.90	
Difference	\$0.62		\$1.36	
Monticello	\$5.52		\$4.40	
Difference	\$0.35		\$1.86	
Montrose Co. - Nucla	\$5.00		\$3.80	
Difference	\$0.87		\$2.46	
Delta	\$4.45	\$5.15	\$3.99	
Difference	\$1.42	\$0.72	\$2.27	



NO WORRIES Total Gross Sales 2017 - 2019

Compared to ZEBRAS Total Gross Sales 2013

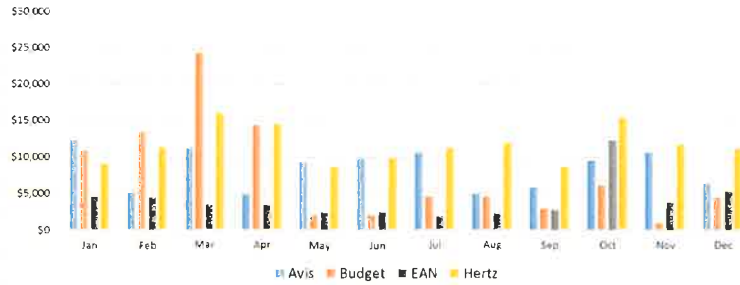
	2019 NO WORRIES	2018 NO WORRIES	2017 NO WORRIES	2013 ZEBRAS
Jan	78,428	74,329	78,768	78,032
Feb	75,606	63,743	76,526	76,122
Mar	98,851	92,214	93,996	100,762
Apr	79,586	73,276	93,815	76,036
May	87,072	91,388	96,229	79,155
Jun	100,014	99,896	99,917	74,843
Jul	87,634	90,514	98,353	70,972
Aug		89,183	82,752	86,944
Sep		100,971	100,501	100,379
Oct		90,005	94,438	108,853
Nov		83,068	68,349	95,693
Dec		106,814	92,167	102,835
	607,191	1,055,401	1,075,811	1,050,626



Car Rental Gross Revenues

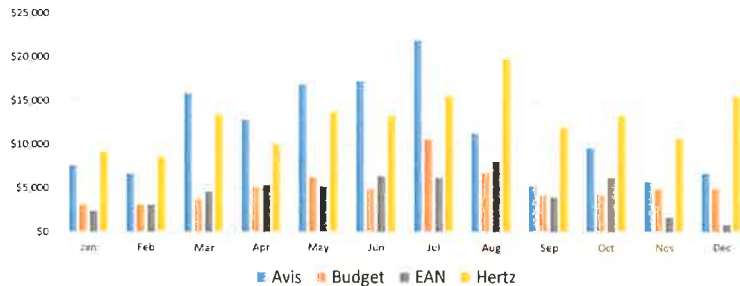
2016	Avis	Budget	EAN	Hertz	Totals
Jan	\$12,333	\$10,870	\$4,631	\$9,028	\$36,862
Feb	\$5,251	\$13,465	\$4,550	\$11,259	\$34,525
Mar	\$11,261	\$24,369	\$3,518	\$16,020	\$55,168
Apr	\$4,850	\$14,384	\$3,442	\$14,551	\$37,227
May	\$9,216	\$1,986	\$2,437	\$8,638	\$22,277
Jun	\$9,816	\$2,003	\$2,513	\$9,861	\$24,193
Jul	\$10,672	\$4,573	\$1,845	\$11,261	\$28,351
Aug	\$4,954	\$4,573	\$2,257	\$11,981	\$23,765
Sep	\$5,897	\$2,923	\$2,785	\$8,710	\$20,315
Oct	\$9,578	\$6,131	\$12,393	\$15,453	\$43,555
Nov	\$10,730	\$913	\$3,869	\$11,768	\$27,280
Dec	\$6,427	\$4,436	\$5,363	\$11,186	\$27,412
	\$100,985	\$90,626	\$49,603	\$139,716	

2016 Car Rental Gross Revenues



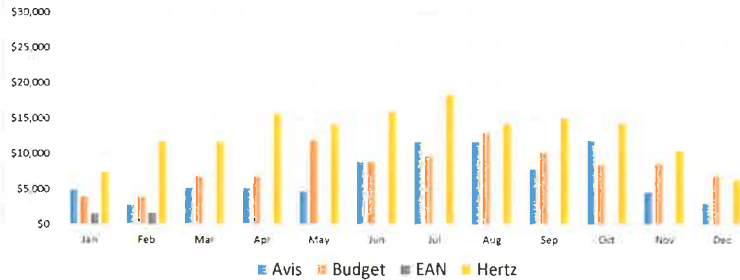
2017	Avis	Budget	EAN	Hertz	Totals
Jan	\$7,609	\$3,052	\$2,422	\$9,194	\$22,277
Feb	\$6,696	\$3,105	\$3,169	\$8,604	\$21,574
Mar	\$15,889	\$3,742	\$4,682	\$13,394	\$37,707
Apr	\$12,848	\$5,106	\$5,371	\$9,986	\$33,311
May	\$16,912	\$6,301	\$5,258	\$13,745	\$42,216
Jun	\$17,292	\$4,880	\$6,441	\$13,299	\$41,912
Jul	\$21,953	\$10,585	\$6,232	\$15,532	\$54,302
Aug	\$11,314	\$6,726	\$8,082	\$19,827	\$45,949
Sep	\$5,227	\$4,189	\$4,026	\$11,930	\$25,372
Oct	\$9,612	\$4,249	\$6,219	\$13,271	\$33,351
Nov	\$5,725	\$4,876	\$1,731	\$10,671	\$23,003
Dec	\$6,725	\$4,939	\$897	\$15,485	\$28,046
	\$137,802	\$61,750	\$54,530	\$154,938	

2017 Car Rental Gross Revenues



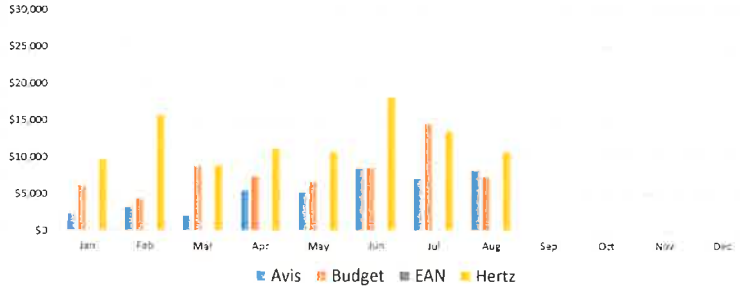
2018	Avis	Budget	EAN	Hertz	Totals
Jan	\$4,872	\$3,955	\$1,592	\$7,385	\$17,804
Feb	\$2,715	\$3,882	\$1,653	\$11,644	\$19,894
Mar	\$5,122	\$6,723	\$0	\$11,716	\$23,561
Apr	\$5,122	\$6,723	\$0	\$15,647	\$27,492
May	\$4,699	\$11,918	\$0	\$14,135	\$30,752
Jun	\$8,803	\$8,800	\$0	\$15,943	\$33,546
Jul	\$11,585	\$9,660	\$0	\$18,297	\$39,542
Aug	\$11,592	\$12,894	\$0	\$14,170	\$38,656
Sep	\$7,802	\$10,092	\$0	\$14,939	\$32,833
Oct	\$11,778	\$8,452	\$0	\$14,263	\$34,493
Nov	\$4,548	\$8,545	\$0	\$10,477	\$23,570
Dec	\$3,027	\$6,882	\$0	\$6,309	\$16,218
	\$81,665	\$98,526	\$3,245	\$154,925	

2018 Car Rental Gross Revenues



2019	Avis	Budget	EAN	Hertz	Totals
Jan	\$2,374	\$6,002		\$9,657	\$18,033
Feb	\$3,083	\$4,266		\$15,673	\$23,022
Mar	\$2,117	\$8,757		\$8,879	\$19,753
Apr	\$5,457	\$7,343		\$11,057	\$23,857
May	\$5,170	\$6,565		\$10,694	\$22,429
Jun	\$8,379	\$8,505		\$18,013	\$34,897
Jul	\$7,077	\$14,480		\$13,399	\$34,956
Aug	\$8,078	\$7,244		\$10,639	\$25,961
Sep					
Oct					
Nov					
Dec					
	\$41,735	\$63,162	\$0	\$98,011	

2019 Car Rental Gross Revenues



Car Rental Combined Yearly Trend 2016-2019

