

POLICY COMMITTEE RESOLUTION NO. 2018-1

TO ADOPT THE FEDERAL FISCAL YEAR (FFY) 2018 SAFETY PERFORMANCE TARGETS FOR THE FARMINGTON METROPOLITAN PLANNING ORGANIZATION (FMPO), AS REQUIRED BY 23 CFR 490.209, AND IN ACCORDANCE WITH THE FINAL RULE ON THE HIGHWAY SAFETY IMPROVEMENT PROGRAM (HSIP PUBLISHED MARCH 15, 2016).

WHEREAS, the Farmington MPO is the designated metropolitan planning organization for the cities of Farmington, Aztec, Bloomfield, and the urbanized area of San Juan County; and

WHEREAS, the Farmington MPO Policy Committee is the decision-making body for the MPO; and

WHEREAS, the Farmington MPO Technical Committee provides the MPO Policy Committee with technical advice and recommendations, and concurs with this resolution; and

WHEREAS, the Farmington MPO is responsible, with the New Mexico Department of Transportation, for addressing the planning process in accordance with 23 CFR 450.334; and

WHEREAS, the Farmington MPO annually addresses the major issues in the metropolitan planning area; and

WHEREAS, the federal laws under Moving Ahead for Progress in the 21st Century (MAP-21) and Fixing America's Surface Transportation Act (FAST Act) require states and metropolitan planning organizations to develop and adopt safety performance targets; and

WHEREAS, federal regulations 23 CFR part 490 requires states to set annual targets for five performance measures: number of fatalities, rate of fatalities per one-hundred million vehicle miles travelled (VMT), number of serious injuries, rate of serious injuries per one-hundred million VMT, and number of non-motorized fatalities and serious injuries; and

WHEREAS, federal regulations also require metropolitan planning organizations to adopt safety performance targets.

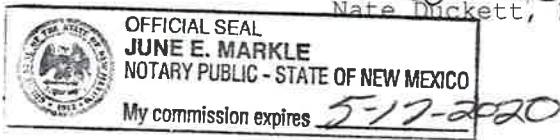
NOW THEREFORE, BE IT RESOLVED BY THE GOVERNEING BODY OF THE FARMINGTON METROPOLILITAN PLANNING ORGANIZATION (FMPO):

SECTION 1: The NMDOT Safety Targets for the Federal Fiscal Year 2018, as set out in EXHIBIT A, are hereby adopted as the Safety Targets for the Farmington Metropolitan Planning Organization.

SECTION 2: This resolution will take effect immediately upon its adoption.

PASSED, APPROVED AND ADOPTED this 25<sup>th</sup> day of January, 2018.


  
Nate Duckett, FMPO Policy Committee Chairman



SEAL

ATTEST:

  
June Markle, FMPO Administrative Assistant

Legal Department  
Approved as to form  
By   
Date 01/17



## Federal Fiscal Year 2018 Safety Targets

This document outlines the Federal Fiscal Year (FFY) 2018 Safety Targets for New Mexico, as required by the 23 CFR 490, Final Rule on the Highway Safety Improvement Program (HSIP) published March 15, 2016 (effective April 14, 2017). The state is required to set annual targets for five performance measures:

1. Number of Fatalities
2. Rate of Fatalities per 100 million vehicle miles travelled (VMT)
3. Number of Serious Injuries
4. Rate of Serious Injuries per 100 million VMT
5. Number of Non-motorized Fatalities and Serious Injuries

The first three are common measures and must be identical to the targets established for the Highway Safety Program (HSP).

The NMDOT undertook a coordinated effort with the Metropolitan Planning Organizations (MPOs) and other stakeholders to set the targets.

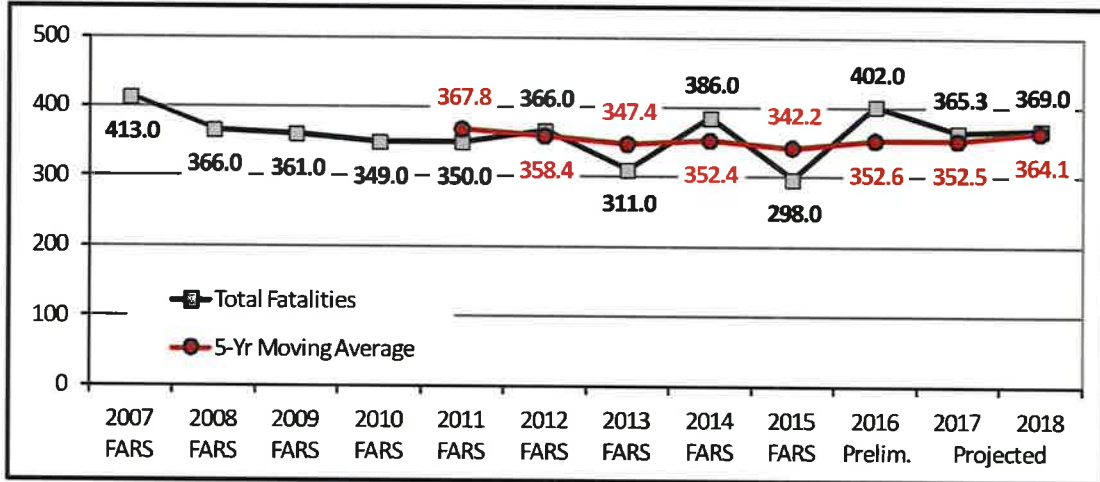
1. Numerous internal meetings took place in winter of 2016/2017 between the NMDOT Planning and Traffic Safety Bureaus to review and analyze crash data and trends. NMDOT contracts with the University of New Mexico (UNM) to maintain the state's crash database.
2. With assistance from the Federal Highway Administration (FHWA), the NMDOT conducted a Safety Target Workshop with the MPOs on April 5, 2017. The attendees reviewed the crash data and trends as well as the federal requirements for target setting.
3. On April 6, 2017, the MPOs held a quarterly meeting at which the MPO planners agreed to following the state's safety targets, rather than setting their own targets. The MPOs agreed to follow up with their Policy Boards/Committees regarding resolutions adopting the state's targets, when final guidance is available from FHWA.
4. On May 16, 2017, the NMDOT Traffic Safety Bureau held a meeting to discuss and adopt the targets required in the HSP. NMDOT Planning Bureau staff and MPO representatives attended.
5. NMDOT Planning Bureau held a follow up meeting with the MPOs on June 30, 2017 to review the final targets.
6. NMDOT Planning Bureau also followed up with Rodolfo Monge-Oviedo of FHWA-NM regarding guidance on how the MPOs should adopt the NMDOT targets. The guidance from FHWA-NM is that the MPOs should amend their Metropolitan Transportation Plans to state that they will follow NMDOT targets and provide a separate document outlining the targets (or linking to the state targets), which is updated annually.
7. A draft of this summary was circulated to the MPOs for comments June 30 to July 27, 2017. As NMDOT received no comments, the summary is considered final.

In setting the FFY2018 safety performance targets, NMDOT and stakeholders did not rely solely on the data projections, but used the data in combination with their discussions regarding other relevant factors and their assessment of the potential safety impacts of various strategies and projects. NMDOT worked with UNM to determine methodologies and assumptions required to set the targets. These are as follows:

- NMDOT uses Excel to plot a linear best fit line based on 5-years of actual data to project for future years.
- Vehicle Miles Travelled (VMT) - the Annual VMT estimate for 2016 uses the 2015 Daily VMT (75,165,529.8 Daily VMT \* 1.021 \* 365) / 1,000,000 = **28,012 annual Million VMT for 2016** where 75,165,529.8 is the 2015 Daily VMT.

- 1.021 is the 2.1% increase estimate for 2016 (per FHWA - [https://www.fhwa.dot.gov/policyinformation/travel\\_monitoring/tvt.cfm](https://www.fhwa.dot.gov/policyinformation/travel_monitoring/tvt.cfm))
- 365 is the number of days in a year
- 1,000,000 converts the units to millions
- Crash Data - 2015 is finalized, 2016 is preliminary.

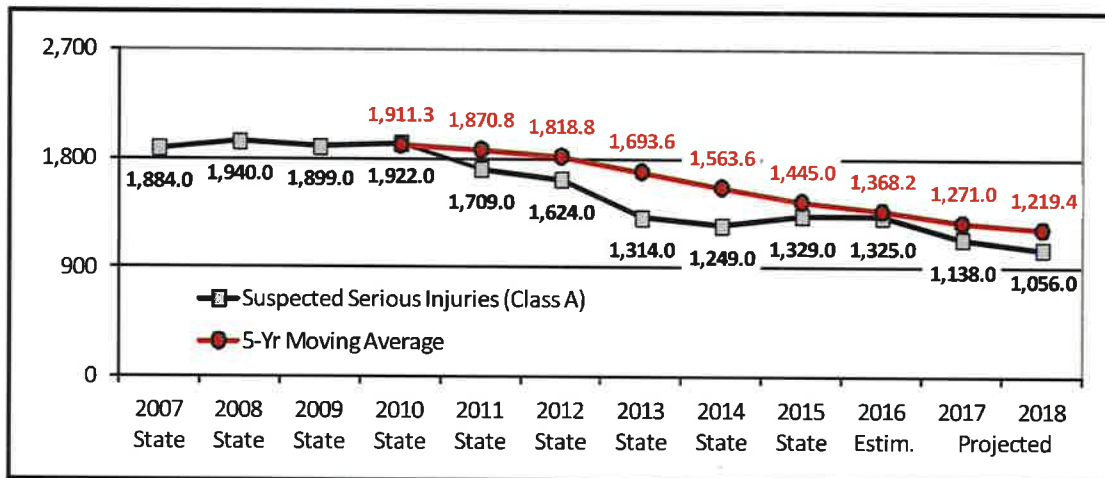
**C1: Total Traffic Fatalities**



**NMDOT Target Statement:** Limit the increase in total fatalities to 6.4 percent from 342.2 in 2015 to 364.1 by December 31, 2018 (FARS; 5-year averages)

**NMDOT Justification:** Five-year average fatalities fell by 7 percent between 2011 and 2015, but are expected to rise in 2016 based on preliminary data. January through May 2017 data show a slight decline from the first 5 months of 2016, but the May 2017 data are very preliminary and are expected to rise. The 5-year trend line indicates an increase of 6.4 percent from 2015 to 2018, and the State has determined this to be an achievable target for 2018.

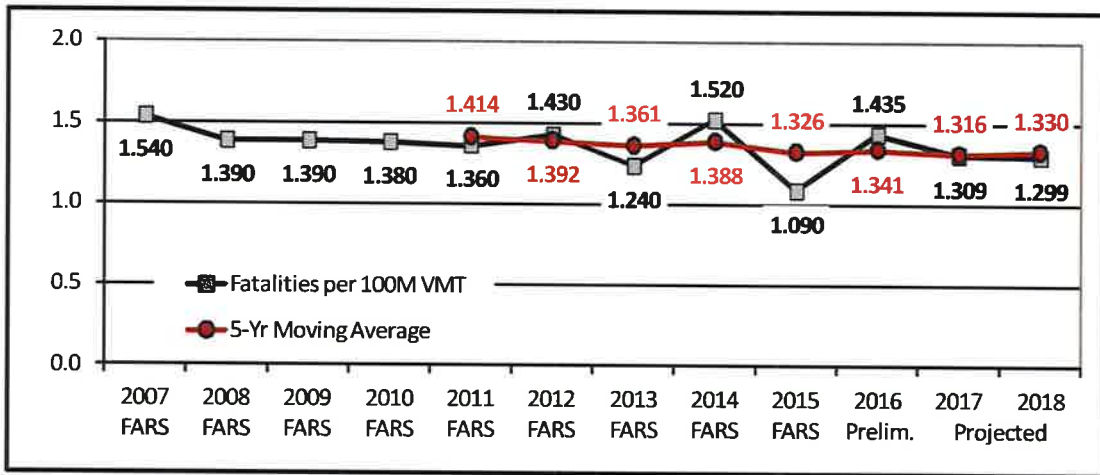
**C2: Total Serious Injuries**



**NMDOT Target Statement:** Decrease the number of serious injuries by 15.6 percent from 1,445.0 in 2015 to 1,219.4 by December 31, 2018.

**NMDOT Justification:** Five-year average serious injuries fell by 22.8 percent between 2011 and 2015. The State anticipates a continued reduction in serious injuries and considers the projected reduction to 1,219.4 an achievable target for 2018.

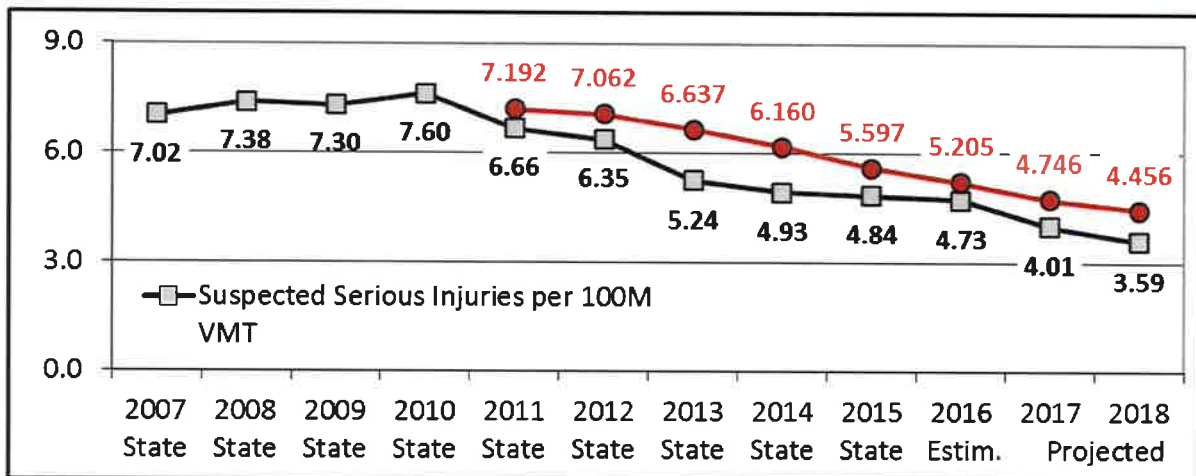
**C3: Fatalities per 100M VMT**



**NMDOT Target Statement:** Limit the increase in the fatality rate to .31 percent from 1.326 in 2015 to 1.330 by December 31, 2018.

**NMDOT Justification:** Although fatalities are expected to increase in 2018 from 2015, the State determines that the projected 2018 5-year fatality rate is an achievable target. Five-year average 2018 projections for urban and rural fatality rates are determined to be achievable targets.

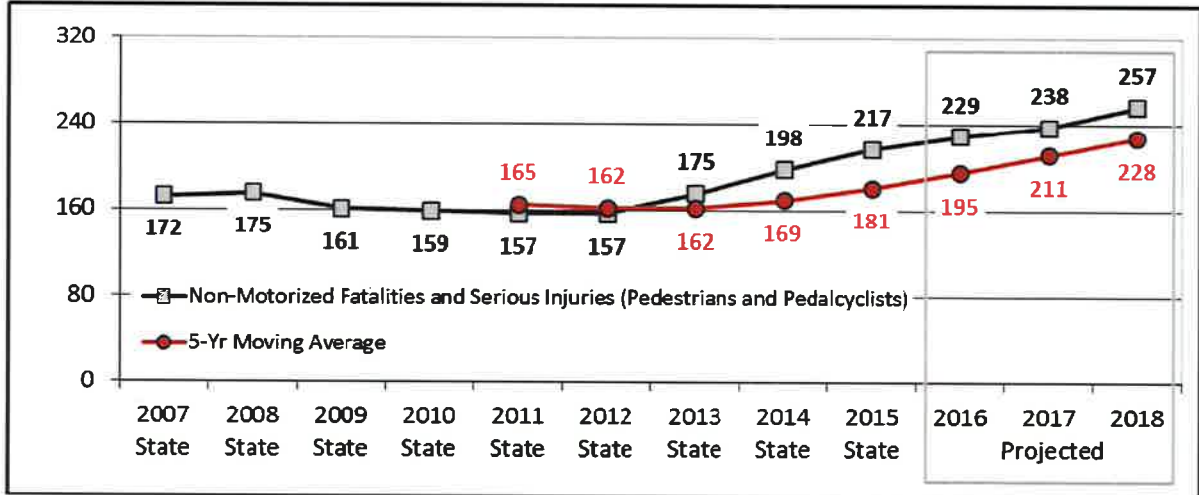
**C4: Rate of Serious Injuries**



**NMDOT Target Statement:** Decrease the rate of serious injuries from 5.597 in 2015 to 4.456 by December 31, 2018.

**NMDOT Justification:** Five-year serious injuries fell by 27.3% between 2011 and 2015. The State anticipates a continued reduction in serious injuries and considered the projected reduction to 3.59 an achievable target by 2018.

**C5: Number of non-motorized fatalities and non-motorized serious injuries**



**NMDOT Target Statement:** Limit the increase in non-motorized fatalities and non-motorized serious injuries to 228 by December 31, 2018.

**NMDOT Justification:** Although fatalities are expected to increase in 2018 from 2015, the State determined that the projected number of 228 non-motorized fatalities and serious injuries in 2018 is an achievable target.